

A New Experiment Run Group Proposal Submitted to Jefferson Lab PAC44

A Search for Hybrid Baryons in Hall B with CLAS12

Volker Burkert (*Spokesperson*), Daniel S. Carman (*Spokesperson*), Valery Kubarovsky,
Victor Mokeev (*Spokesperson*), Maurizio Ungaro, Veronique Ziegler
Thomas Jefferson National Accelerator Facility, Newport News, Virginia 23606, USA

Annalisa D'Angelo (*Contact Person, Spokesperson*), Lucilla Lanza, Alessandro Rizzo
Università di Roma Tor Vergata and INFN Roma Tor Vergata, 00133 Rome, Italy

Gleb Fedotov, Evgeny Golovach (*Spokesperson*),
Boris Ishkhanov, Evgeny Isupov, Igor T. Obukhovskiy[‡]
*Skobeltsyn Institute of Nuclear Physics, Lomonosov Moscow State University, 119991
Moscow, Russia*

Ralf W. Gothe (*Spokesperson*), Iuliia Skorodumina
University of South Carolina, Columbia, South Carolina 29208, USA

Vincent Mathieu[†], Vladyslav Pauk, Alessandro Pilloni, Adam Szczepaniak[†]
Theory Center, Jefferson Laboratory, Newport News, Virginia 23606, USA
([†]*Joint with Indiana University, Bloomington, Indiana 47405, USA*)

Simon Capstick[‡], Volker Crede, Johnathan Gross[‡]
Florida State University, Tallahassee, Florida 32306, USA

Jan Ryckebusch[‡]
Ghent University, B-9000 Ghent, Belgium

Michael Döring
The George Washington University, Washington, DC 20052, USA

Vincenzo Bellini, Francesco Mammoliti, Giuseppe Russo, Concetta Sutura,
Francesco Tortorici
INFN, Sezione di Catania, 95125 Catania, Italy

Ilaria Balossino, Luca Barion, Giuseppe Ciullo, Marco Contalbrigo, Paolo Lenisa,
Aram Movsisyan, Luciano Libero Pappalardo, Matteo Turisini
INFN, Sezione di Ferrara, 44100 Ferrara, Italy

Philip Cole

Idaho State University, Pocatello, Idaho 83209, USA

Marco Battaglieri, Andrea Celentano, Raffaella De Vita, Erica Fanchini,
Mikhail Osipenko, Marco Ripani, Elena Santopinto, Mauro Taiuti

INFN, Sezione di Genova, 16146 Genova, Italy

Alessandra Filippi

INFN, Sezione di Torino, 10125 Torino, Italy

César Fernández-Ramírez[‡]

Universidad Nacional Autónoma de México, 04510 Mexico City, Mexico

Inna Aznauryan[‡]

Yerevan Physics Institute, 375036 Yerevan, Armenia

Valery E. Lyubovitskij[‡]

*Institut für Theoretische Physik, Universität Tübingen, Kepler Center for Astro and
Particle Physics Auf der Morgenstelle 14, D-72076 Tübingen, Germany
Department of Physics, Tomsk State University, 634050 Tomsk, Russia*

Craig D. Roberts[‡]

Argonne National Laboratory, Argonne, IL 60439, USA

and the CLAS Collaboration

June 2, 2016

[‡] Experiment theory support member



CLAS12 Run Group K

Quark-Gluon Confinement & Strong QCD

Executive Summary

Run Group Coordinator: V. Burkert

The proposals listed below are part of the CLAS12 **Run Group K**. They have been separately submitted for PAC44 approval. As a Run Group they are using the same run conditions and the same CLAS12 configuration and will take data together as a group.

- [A Search for Hybrid Baryons in Hall B with CLAS12 - Contact Person: A. D'Angelo](#)
- [Deeply Virtual Compton Scattering with CLAS12 at 6.6 GeV and 8.8 GeV - Contact Person: L. Elouadrhiri](#)
- [Nucleon Resonance Structure Studies Via Exclusive \$KY\$ Electroproduction at 6.6 GeV and 8.8 GeV - Contact Person: D.S. Carman](#)
- [Additional experimental aspects that address strong QCD and confinement aspects discussed in Sections A, B, and C below.](#)

The search for hybrid baryons is the primary program that is setting the experimental conditions such as the electron beam energies $E_b=6.6$ GeV and 8.8 GeV with fully longitudinally polarized electrons ($P_b \geq 85\%$) impinging on a liquid-hydrogen target with a beam current equivalent to a luminosity of $L = 10^{35}$ cm⁻²s⁻¹. The polarity and strength of the Torus magnetic field in CLAS12 is set by the current in the superconducting Torus coils at $I=-3375$ A, i.e. electrons bending away from the beamline.

Brief Summary

This series of Run Group proposals aims at establishing a comprehensive research program to tackle some of the most intricate problems in hadron physics. They have also strong connections to proposals that have already been approved as part of the CLAS12 physics program and will very significantly extend the science reach of those experiment, while at the same time presenting new avenues towards clarifying the degrees of freedom active in the excitation of baryons and providing new insight into the so far unresolved problem of understanding the confinement of light quarks. The scope of this program covers three major research efforts:

- Establishing the nucleon excitation spectrum with emphasis on the high mass region and gluonic excitations;
- Quantifying the role of the active degrees of freedom in the nucleon spectrum and their evolution with distance scale;
- Making inroads towards understanding the confinement of light quarks, gluons, and the meson cloud, their emergence from the confinement regime, and the role they have in providing dynamical stability of the nucleon.

The tools available to meet these challenges that will be employed in this Run Group proposal are:

- Extending and completing our knowledge of the nucleon energy spectrum by measurement of a variety of processes and final states. This also includes use of modern analysis tools in multi-channel partial wave analysis, as well as reaction models for specific channels such as $N\pi$, $N\pi\pi$, KY that have been developed in the recent past.
- Determining the transition form factors and their Q^2 dependence in exclusive meson electroproduction, and their interpretation in terms of quark excitations, gluonic excitations, or dynamically generated excitations. This involves the strong theory effort provided by the group of participating theorists. Several lower mass states have already been successfully interpreted in such categories.
- Providing new insight into the confinement of light quarks by measuring the shear forces and pressure distributions on quarks by employing the DVCS process to extract the chiral even GPDs $H(x, \xi, t)$ and $E(x, \xi, t)$. This opportunity is provided by the very remarkable properties of the second moments of GPDs H and E that relate to the gravitational form factors $d_1(t)$ and $M_2(t)$ of the nucleon matrix element of the energy-momentum tensor. These form factors can only be measured directly in graviton-nucleon scattering.

Significant progress has been made in recent years and is evident in several new entries of N^* and Δ^* states in the latest editions of the Review of Particle Properties (PDG), as well as the inclusion of the transition form factor measurement for several excited states. Most of the newly discovered states have masses in the range 1.85 GeV to 2.1 GeV where precise photoproduction data were driving the new observations, and we may expect additional new states to be observed from the data sets that are still in the analysis phase, and therefore have not been included in the available multi-channel analysis frameworks. However, the mass region above 2.1 GeV has hardly been studied. This is the region where the gluonic excitations are expected to occur, and it is a major focus of this Run Group. Additionally, measuring concurrently a set of different final states opens up new possibilities that were not available with the configuration available with the CLAS detector in the lower energy range. Some of these are discussed in the following sections.

A. Excited Nucleon Structure Studies at Low Q^2

Besides the search for hybrid baryon states, there are many open issues in our knowledge of the structure of ordinary baryon excitations that can be addressed in parallel with the data taken during the beam time from this proposed new Run Group at $E_b=6.6$ GeV and 8.8 GeV.

The electrocouplings of the $N(1680)\frac{5}{2}^+$ resonance [1], the strongest state in the third nucleon resonance region, is one example. The data from different exclusive channels are quite sparse and the high-statistics data expected from this experiment for $Q^2 \leq 2.0$ GeV² would remedy the lack of experimental information in that kinematic range and address similar situations for other states as well. Note that the approved JLab experiment E12-09-003 [2] will focus on the high- Q^2 extension of the resonance studies.

Another compelling example is the $N(1675)\frac{5}{2}^-$ state, where data at $Q^2 > 1.8 \text{ GeV}^2$ have been published recently by the CLAS Collaboration [1]. Low Q^2 data are very important here, as for this state the quark transitions from a proton are strongly suppressed by the Moorhouse selection rule, and therefore, any non-zero value of the electrocoupling amplitudes will directly measure the strength of the meson-baryon contributions.

In general, the studies of resonance electrocouplings at small photon virtualities down to 0.5 GeV^2 will allow us to access meson-baryon contributions with unprecedented precision and scope, and at $Q^2 \leq 0.5 \text{ GeV}^2$, as proposed in this experiment, they will allow us for the first time to explore their Q^2 evolution at distance scales where the meson-baryon cloud contributions are maximal, offering preferential conditions for the exploration of this component of N^* structure. Furthermore, the proposed experiment opens up the possibility to explore the longitudinal $\gamma_v p N^*$ electrocouplings at photon virtualities down to $Q^2=0.05 \text{ GeV}^2$.

Recent advances in the studies of nucleon structure using the QCD-based Dyson-Schwinger equations have provided strong indications that quark-gluon confinement in the real-world is a dynamical process and point to an intimate connection between confinement and Dynamical Chiral Symmetry Breaking (DCSB) [3,4]. Moreover, in providing a clear explanation of the dichotomous nature of pions, as both bound-states of massive constituents and Nambu-Goldstone bosons, these studies force a realization that baryons constituted from fully-dressed confined-quarks must also be surrounded by a complex meson-baryon cloud, generated by a sequence of meson-baryon final-state interactions. A detailed understanding of the interplay between the dressed-quark core in a diverse array of nucleon excited states and the associated meson-baryon clouds is crucial to developing a quantitative picture of the dynamical confinement mechanism. This understanding requires a systematic investigation of resonance electrocouplings at low virtuality. The studies proposed herein will therefore address a critical open problem in hadron physics, namely, exposing those features of the hadronization process that control the transition from the quark-gluon color-confinement regime to the asymptotic domain of strong interactions between color-neutral mesons and baryons.

The extension of exclusive photoproduction to electroproduction data at small Q^2 with maximal statistical accuracy is of particular importance in the search of new baryon states. A successful combined description of exclusive photo- and electroproduction data with the same Q^2 -independent resonance mass, width, and partial hadronic decay widths to different final hadron states, will offer strong and almost model-independent evidence for the existence of any new states.

The recent combined analysis [5] of the CLAS $\pi^+\pi^-p$ photoproduction [6] and electroproduction [7] data exemplifies this strength as it revealed further evidence for a new $N'(1720)\frac{3}{2}^+$ baryon state. This state has the same spin-parity and almost the same mass and total decay width as the conventional $N(1720)\frac{3}{2}^+$, but a distinctively different Q^2 dependence of the resonance electrocouplings and partial hadronic decay widths to the $\pi\Delta$ and ρp final states. As shown in the hybrid baryon search proposal, the electrocouplings of the $N(1720)\frac{3}{2}^+$ and $N'(1720)\frac{3}{2}^+$ states evolve for $Q^2 < 1.5 \text{ GeV}^2$ in a completely different manner. Therefore, the future results on the $N(1720)\frac{3}{2}^+$ and $N'(1720)\frac{3}{2}^+$ state electrocouplings from the data on exclusive $\pi^+\pi^-p$ electroproduction off the proton at small Q^2 will shed light on the differences in the structure of the conventional and the “missing” baryon states.

The studies of exclusive KY and $\pi^+\pi^-p$ electroproduction at W up to 2.5 GeV carried out in the multiple Q^2 bins will enable us to verify the signals of around ten new baryon states by the global multi-channel analysis of exclusive photoproduction data recently carried out by the Bonn-Gatchina group that have been classified by the Particle Data Group [8] as two or three-star resonances.

B. Exclusive K^*Y and KY^* Final States

A cornerstone experiment of this new Run Group is the nucleon structure studies from analysis of the exclusive strangeness channels $K^+\Lambda$ and $K^+\Sigma^0$ in the range of photon virtualities Q^2 from 2.0 GeV² to 7.0 GeV². These reaction channels were chosen because they have the largest cross sections and the highest acceptances of the various strangeness channels. However, the data taken for this experiment will also nicely allow for studies of strangeness channels with smaller cross sections and detector acceptances. Among the considered reactions include:

$$\begin{aligned}
 e + p &\rightarrow e' + K^{*+} + \Lambda \\
 e + p &\rightarrow e' + K^{*+} + \Sigma^0 \\
 e + p &\rightarrow e' + K^+ + \Lambda(1405) \\
 e + p &\rightarrow e' + K^+ + \Lambda(1520) \\
 e + p &\rightarrow e' + K^+ + \Sigma^0(1385) \\
 e + p &\rightarrow e' + K_s^0 + \Sigma^+ \\
 e + p &\rightarrow e' + K^{*0} + \Sigma^+.
 \end{aligned}$$

The yield estimates for each of these reaction channels relative to the $K^+\Lambda$ channel for the $e'K^+$ topology in the region of W from 1.8 GeV to 3.0 GeV are expected to be at the 0.5% \rightarrow 2.0% level. For the expected statistics, the yields will be more than an order of magnitude larger than the yields from the existing CLAS data sets. It is expected that they will be sufficient to measure differential cross sections in bins of Q^2 , W , and $\cos\theta_K^*$.

The basic motivations to study these different reaction processes include:

- Present coupled channel analyses have been focused mainly on fits to data of πN , ηN , and KY production. However, studies of the K^*Y channels are also expected to provide unique and relevant information regarding production of high-lying N^* states as these final states have not been studied in electroproduction in any detail. The quark model calculations of Ref. [9] showed that several N^* states are predicted to couple to the KY and K^*Y channels with similar strength. These include the $N(2080)_{\frac{3}{2}}^-$, $N(2090)_{\frac{1}{2}}^-$, and $N(2190)_{\frac{7}{2}}^-$. Comparisons of the K^+Y and $K^{*+}Y$ cross sections for these states will be relevant to study the different production mechanisms involved.
- The $\Lambda(1405)$ is situated just below the $N\bar{K}$ threshold and has been an enigmatic state in the spectrum of strange baryons for many years. Only recently have precision photoproduction data from CLAS become available that have started to shed some light on the production dynamics [10,11]. The $\Lambda(1405)$ sits between the $\Sigma(1385)$ and the $\Lambda(1520)$ hyperons. Simultaneous studies of all three states should be expected to

yield insight into their production dynamics, which should lead to further insight into their structures. To date the available theoretical models that have studied $N^* \rightarrow KY^*$ decays have produced mixed results on whether s -channel resonance contributions play any significant role [12-15].

- Study of the strangeness production of different isospin partners in the final state, namely Σ^+ production vs. Σ^0 production, is also a necessary part of developing complete reaction models. For example, the dynamics of K^{*0} production are simplified relative to K^{*+} production as K^{*0} exchange in the t -channel is strongly suppressed [16]. Thus studies of both the charged and neutral mesons in the final state may allow for scrutiny of the developed reaction models that can give additional insight into the different isospin channels and their coupling to the final state N^* s.

C. Vector/Pseudoscalar Meson Production at Low Q^2

The running and trigger conditions assumed for the three experiment proposals that compose the present Run Group, allow for the extraction of the unseparated and beam polarization interference terms for vector mesons (ϕ and ω) and pseudoscalar mesons (η') electroproduction on the proton.

The η' meson is an isospin singlet and its production on the proton may occur through the excitation of intermediate N^* resonances only, acting as isospin filter. To date, CLAS has provided two high statistics photoproduction measurements of the $\eta'p$ final state [17,18]. The differential cross section reported for a range of photon energies from 1.5 GeV to 2.2 GeV possess much greater accuracy than previous measurements. Analyses of these data suggest for the first time the coupling of the $\eta'N$ channel to both the $N(1535)\frac{1}{2}^-$ and $N(1710)\frac{1}{2}^+$ resonances, which are known to couple strongly to the ηN channel in photoproduction on the proton. Further, there were hints of important couplings to $J = \frac{3}{2}$ resonances in the process. The high statistics quasi-real electroproduction data collected during this new Run Group offers the possibility to improve the reliability of the results on $\gamma_v p N^*$ electrocouplings in the independent analysis of $\eta'N$ electroproduction.

Vector meson electroproduction is dominated by diffractive production in the t -channel but it is sensitive to baryon excitations at larger momentum transfer. ϕ photoproduction from analysis of data taken at LEPS [19] showed evidence of a localized bump in the differential cross section when a simple Pomeron exchange model predicted a smooth rise from threshold. This feature was also seen in the higher statistics photoproduction data from CLAS in the forward angle differential cross sections at $W=2.2$ GeV [20]. This bump has been discussed as a possible equivalent to the hidden charm "pentaquark" observed at the LHCb. Other explanations for the bump have been put forward. The first is due to a coupling between the ϕp and $K^+\Lambda(1520)$ channels [21,22]. In this kinematic regime the $\phi p \rightarrow K^+K^-p$ charged mode and the $K^+\Lambda(1520) \rightarrow K^+pK^-$ decay model have the same final states, and thus rescattering effects can occur between the two channels. The second explanation is due to a $J^P = \frac{3}{2}^-$ N^* resonance with a mass of 2.10 ± 0.03 GeV and width of 0.465 ± 0.141 GeV [23,24]. This purported N^* resonance is such that the ratio of its $A_{1/2}$ to $A_{3/2}$ electrocouplings differs notably different that the ratio for the $N(2080)\frac{3}{2}^-$ resonance. The effect can be investigated further from the data collected from this Run Group allowing

for a detailed mapping of the Q^2 evolution of the cross section to determine whether the resonance explanation is tenable.

High statistics measurements of the ω meson photoproduction off the proton have been completed with the CLAS detector. These data have provided differential cross section in the range of W from threshold to 2.8 GeV [25]. Based on these data a partial wave analysis was completed [26] that showed the dominant resonance contributions were the $N(1680)_{\frac{5}{2}}^{+}$ and $N(1700)_{\frac{3}{2}}^{-}$ states near threshold, as well as the $N(2190)_{\frac{7}{2}}^{-}$ at higher energies. Further suggestive evidence of a missing $J^P = \frac{5}{2}^{+}$ state near 2 GeV was also found. Further studies of the resonance contributions that couple to the ω meson as a function of Q^2 from this data set provide a unique opportunity to further our understanding of the dynamics of this process and to probe the structure of the contributing N^* states.

Experimental results in the third resonance region at low Q^2 of these reactions are sparse or non-existent, but are expected to provide new crucial information on the hadrons structure, far from the deeply virtual region, where the virtual photoabsorption occurs on single partons only.

References

- [1] K. Park *et al.* (*CLAS Collaboration*), Phys. Rev. C **91**, 045203 (2015).
- [2] JLab Experiment E12-09-003, spokespersons: V.D. Burkert, P. Cole, R. Gothe, K. Joo, V. Mokeev, P. Stoler
- [3] C.D. Roberts, J. Phys. Conf. Ser. **630**, 012051 (2015).
- [4] C.D. Roberts and J. Segovia, arXiv:1603.02722 [nucl-th].
- [5] V.I. Mokeev *et al.*, Eur. Phys. J. Web Conf. **113**, 01013 (2016).
- [6] E. Golovach *et al.*, $\gamma p \rightarrow p\pi^+\pi^-$ cross sections from g11a experiment, CLAS Analysis Note (in preparation), (2016).
- [7] M. Ripani *et al.* (*CLAS Collaboration*), Phys. Rev. Lett. **91**, 022002 (2003)
- [8] See <http://pdg.lbl.gov/2015/reviews/rpp2015-rev-n-delta-resonances.pdf>
- [9] S. Capstick and W. Roberts, Phys. Rev. D **58**, 074011 (1998).
- [10] K. Moriya *et al.* (*CLAS Collaboration*), Phys. Rev. C **87**, 035206 (2013).
- [11] K. Moriya *et al.* (*CLAS Collaboration*), Phys. Rev. C **88**, 045201 (2013).
- [12] Y. Oh, C.M. Ko, and K. Nakayama, Phys. Rev. C **77**, 045204 (2008).
- [13] S.-I. Nam, A. Hosaka, and H.-C. Kim, Phys. Rev. D **71**, 114012 (2005).
- [14] J. He and X.-R. Chen, Phys. Rev. C **86**, 035204 (2012).
- [15] S.-I. Nam, J.-H. Park, A. Hosaka, and H.-C. Kim, J. Korean Phys. Soc. **59**, 2676 (2011).

- [16] Q. Zhao, J.S. Al Khalili, and C. Bennhold, Phys. Rev. C **64**, 052201 (R) (2001).
 - [17] M. Dugger *et al.* (*CLAS Collaboration*), Phys. Rev. Lett. **96**, 062001 (2006).
 - [18] M. Williams *et al.* (*CLAS Collaboration*), Phys. Rev. C **80**, 045213 (2009).
 - [19] T. Mibe *et al.* (*LEPS Collaboration*), Phys. Rev. Lett. **95**, 182001 (2005).
 - [20] B. Dey *et al.* (*CLAS Collaboration*), Phys. Rev. D **89**, 055208 (2014).
 - [21] S. Ozaki, A. Hosaka, H. Nagahiro, and O. Scholten, Phys. Rev. C **80**, 035201 (2009).
 - [22] H.-Y. Ryu *et al.*, Prog. Theor. Exp. Phys., 023D03 (2014).
 - [23] A. Kiswandhi, J.J. Xie, and S.N. Yang, Phys. Lett. B **691**, 214 (2010).
 - [24] A. Kiswandhi and S.N. Yang, Phys. Rev. C **86**, 015203 (2012).
 - [25] M. Williams *et al.* (*CLAS Collaboration*), Phys. Rev. C **80**, 065209 (2009).
 - [26] M. Williams *et al.* (*CLAS Collaboration*), Phys. Rev. C **80**, 065208 (2009).
-

Proposal Abstract

This proposal aims to establish a program to search for new excited baryon states in the mass range from 1.8 GeV to 3 GeV, as well as to explore for the first time the behavior of resonance electrocouplings over the full spectrum of excited proton states at photon virtualities Q^2 approaching the photon point ($Q^2 < 0.2 \text{ GeV}^2$). This work focuses on measuring $K^+\Lambda$, $K^+\Sigma^0$, and $\pi^+\pi^-p$ exclusive final states in CLAS12 and detecting the scattered electrons in the angular range from 2.5° to 35° using the electron detection capabilities of the Forward Tagger and the CLAS12 detector. The experiment will use longitudinally polarized electron beams of 6.6 GeV and 8.8 GeV to cover the range of invariant mass W up to 3 GeV and Q^2 from 0.05 GeV^2 to 2 GeV^2 . The experiment requests 100 days of new beam time, 50 days at 6.6 GeV and 50 days 8.8 GeV. The main aspects of this proposal are to:

- search for new hybrid baryon states with the glue as an extra constituent beyond the three constituent quarks by focusing on measurements at $Q^2 < 1.0 \text{ GeV}^2$ where the expected magnitudes of the hybrid electroexcitation amplitudes are maximal;
- search for three-quark “missing” resonances in the electroproduction of different hadronic final states with the highest fluxes of virtual photons ever achieved in exclusive meson electroproduction experiments with a wide coverage in W ;
- study the structure of prominent nucleon resonances in the mass range up to 3 GeV in the regime of large meson-baryon cloud contributions and explore the N^* longitudinal electroexcitation approaching the photon point.

Exclusive events from KY and $\pi^+\pi^-p$ final states will be selected and the unpolarized differential cross sections will be obtained, complemented by measurements of the differential transverse-transverse and transverse-longitudinal interference cross sections, as well as induced and recoil hyperon polarizations. From these data the $\gamma_v p N^*$ electrocouplings will be determined for all possible new states with $I = \frac{1}{2}$ and $I = \frac{3}{2}$ and with all possible J^P quantum numbers, and the Q^2 evolution of their helicity amplitudes will then be determined for the different reaction channels.

The hybrid baryons will be identified as additional states in the N^* spectrum beyond the regular three-quark states. Since spin-parities of hybrid baryons are expected to be the same as those for regular three-quark states, the hybrid-baryon signatures will emerge from the distinctively different low Q^2 -evolution of their electrocouplings due to the additional gluonic component in their wave function.

This kinematic range also corresponds to the region of the largest contributions from the meson-baryon cloud, allowing us to improve our knowledge on this component, which is relevant to understand the structure of all N^* states studied so far, as well as to explore the longitudinal N^* electroexcitations as the photon virtuality goes to zero. This program adds an important new physics component to the existing CLAS12 N^* program at 11 GeV, which aims to measure the transition form factors for all prominent N^* states up to $Q^2 < 12 \text{ GeV}^2$, the highest photon virtualities ever probed in exclusive reactions. The study of the spectrum and structure of excited nucleon states at distance scales from low to high Q^2 , encompassing the regime where low-energy meson-baryon degrees of freedom dominate to the regime where quark degrees of freedom dominate, creates new opportunities to better understand how the strong interaction of dressed quarks and gluons gives rise to the spectrum and structure of excited nucleon states and how these states emerge from QCD.

Contents

1	Introduction	13
2	Theoretical Studies of Hybrid Baryons	14
2.1	Model Projections	14
2.2	Lattice QCD Predictions	15
2.3	Hadronic Couplings	16
2.4	Electromagnetic Couplings	17
3	Strategies for Identifying New Baryon States	18
3.1	Search for Hybrid Baryon States	20
3.2	Known and New Three-Quark Baryon States	22
3.3	Amplitude Analyses in the Search for New Baryon States	24
4	The Experimental Program	27
4.1	The CLAS12 Detector	27
4.2	The Forward Tagger	28
4.3	Kinematic Coverage of Electron Scattering in CLAS12	29
4.4	Event Backgrounds	30
5	Simulations for the $ep \rightarrow e'p\pi^+\pi^-$ Final State	33
5.1	Event Generator for $ep \rightarrow e'p\pi^+\pi^-$	33
5.2	Acceptance Estimates for $ep \rightarrow e'p\pi^+\pi^-$	34
5.3	Hadronic Mass Reconstruction for $ep \rightarrow e'p\pi^+\pi^-$	36
5.4	Summary of $ep \rightarrow e'p\pi^+\pi^-$ Experimental Conditions Study	37
6	Simulations for the $K^+\Lambda$ and $K^+\Sigma^0$ Final States	38
6.1	K^+Y Event Generator	38
6.2	Acceptances for $ep \rightarrow e'K^+\Lambda$	39
6.3	Run Conditions	42
6.4	Count Rates for K^+Y	44
6.5	Expected K^+Y Total Event Rates	45
7	Data Analysis and Quasi-Data	46
7.1	Event Selection	46
7.2	Event Reconstruction	46
7.3	Extracting Cross Sections and Normalized Yields	47
7.4	Modeling Hybrid Baryon Contributions to KY and $\pi^+\pi^-p$	48
7.5	Threshold Values for Hybrid Baryon Couplings in $\pi^+\pi^-p$	49
7.6	Threshold Values for Hybrid Baryon Couplings in KY	53
7.7	Hybrid Baryon Search from Legendre Moment Expansion	55
7.8	Experimental Sensitivity to Hybrid Resonance States	59
7.9	Blind Extraction of the Parameters of a Hybrid State	66
8	Beam Time Estimate	68

9	Summary	70
A	Appendix A - KY Electroproduction	72
B	Appendix B - Hybrid Baryon Excitation Amplitudes	74
C	Appendix C - KY and $\pi^+\pi^-p$ Amplitudes	76

1 Introduction

The ongoing program at Jefferson Lab and several other laboratories to study excitation of nucleons in the so-called nucleon resonance region with real-photon and electron beams has been very successful. Although only a fraction of the photoproduction data taken during the CLAS g8, g9, g11, and g12 run groups has yet been analyzed and published, the available data have allowed for very significant advances in light-quark baryon spectroscopy, and have led to strong evidence for several new nucleon excitations as documented in the PDG review of 2014 [1]. These discoveries were possible due to the very high meson production rates recently obtained for energy-tagged photoproduction processes. Furthermore, the use of meson electroproduction has led to completely new insights into the nature of several prominent baryon resonances, such as the $N(1440)_{\frac{1}{2}}^{+}$ Roper resonance. For a long time this state defied an explanation of its properties, such as its mass, transition amplitudes, and transition form factors, within the constituent quark model (CQM). The analyses of the new electroproduction data from CLAS were crucial in dissecting its complex structure and providing a qualitative and quantitative explanation of the space-time evolution of the state [2]. The Roper was also considered as a candidate for the lowest mass hybrid baryon [3]. It was only due to the meson electroproduction data that this possibility could be dismissed [4, 5].

The theory of the strong interaction, Quantum Chromodynamics (QCD), not only allows for the existence of baryons with dominant gluonic contributions (hybrid baryons), but Lattice QCD (LQCD) calculations have now also predicted several baryon states with a dominant gluonic admixture to the wave function, and with the lowest mass hybrids approximately 1.3 GeV above the nucleon ground state [6], i.e. in the range of $W=2.2$ GeV to 2.5 GeV. In the meson sector, exotic states (hybrid mesons) are predicted with quantum numbers that cannot be obtained in a pure $q\bar{q}$ configuration. The selection of mesons with such exotic quantum numbers provides a convenient way to identify candidates for gluonic mesons. In contrast to the meson sector, hybrid baryons have quantum numbers that are also populated by ordinary three-quark states. Hybrid baryons hence mix with these three-quark excited states or with dynamically generated states making the identification of gluonic baryons more difficult. An important question immediately arises, how can we distinguish gluonic excitations of baryons from the ordinary quark excitations?

Mapping out the nucleon spectrum and the excitation strengths of individual resonances is a powerful way to answer a central question of hadron physics: “What are the effective degrees of freedom as the excited states are probed at different distance scales?”. Previous analyses of meson electroproduction have shown to be most effective in providing answers for several excited states including: $\Delta(1232)_{\frac{3}{2}}^{+}$, $N(1440)_{\frac{1}{2}}^{+}$, $N(1520)_{\frac{3}{2}}^{-}$, $N(1535)_{\frac{1}{2}}^{-}$, $\Delta(1620)_{\frac{1}{2}}^{-}$, $N(1680)_{\frac{5}{2}}^{+}$, $N(1675)_{\frac{5}{2}}^{-}$, and $N(1710)_{\frac{1}{2}}^{+}$ [7, 8, 9, 10]. The experimental program outlined in this proposal is meant to vastly improve upon the available information and to extend the reach of meson electroproduction to cover the nucleon resonance mass range up to 3 GeV and an extended low Q^2 range from 0.05 GeV² to 2 GeV², using electron beam energies of 6.6 GeV and 8.8 GeV. The unpolarized differential cross sections will be measured for the K^+Y and $\pi^+\pi^-p$ exclusive channels, complemented by measurements of the differential transverse-transverse and transverse-longitudinal interference cross sections, along with other polarization observables.

From these data the $\gamma_v p N^*$ electrocouplings will be determined employing the well known unitary isobar models and dispersion relation approaches that have proven very effective for the study of two-body final states such as πN [4, 11] and KY [12], as well as the JLab-Moscow (JM) meson-baryon reaction model for $\pi^+ \pi^- p$ electroproduction [11, 13], the multi-channel partial wave techniques employing either the Bonn-Gatchina [14] or GWU [15] approaches, and approaches starting from the Veneziano model and Regge phenomenology [16] that are applicable at higher energies, where many hadron channels open in the final state interactions.

The proposed experimental program will search for all possible new states with isospin $I = \frac{1}{2}$ and $I = \frac{3}{2}$ and with all possible J^P quantum numbers. As new states are identified using the high event rates at very small Q^2 values (“quasi-real” photoproduction), the Q^2 dependence of their helicity amplitudes will be determined. The results at different values of Q^2 in the different exclusive channels will substantially enhance the discovery potential for new baryon states. Consistent results on the resonance masses and the $\gamma_v p N^*$ electrocouplings from the different exclusive decay channels, as well as Q^2 -independent partial hadronic decay widths over the full Q^2 range, will offer convincing evidence for the existence of new states and the reliable extraction of their parameters. This approach has been highly effective in determining the Q^2 dependence of the $A_{1/2}$, $A_{3/2}$, and $S_{1/2}$ helicity amplitudes for several lower mass baryons, such as the $\Delta(1232)_{\frac{3}{2}}^+$, $N(1440)_{\frac{1}{2}}^+$, and $N(1535)_{\frac{1}{2}}^-$ [4, 7]. These and many other results are included in the review of the N^* and Δ^* states in the latest edition of the PDG [17].

The hybrid baryons will be identified as additional states in the N^* spectrum beyond the regular three-quark states as has been predicted in recent LQCD studies of the baryon spectrum [6]. Since spin-parities of hybrid baryons are expected to be the same as those for regular three-quark states, information on the $\gamma_v p N^*$ electrocoupling evolution with Q^2 becomes critical in the search for hybrid baryons. A distinctively different Q^2 evolution of the hybrid-baryon electrocouplings is expected considering the different color-multiplet assignments for the quark-core in a regular versus a hybrid baryon, i.e. color singlet versus octet, which also calls for low photon virtualities as the preferential regime for studies of the hybrid-baryon electrocouplings. In conjunction with experiments E12-09-003 [18] and E12-06-108A [19], which focus on non-strange (πN , ηN , $\pi\pi N$) final states and KY final states, respectively, for $5 \text{ GeV}^2 < Q^2 < 12 \text{ GeV}^2$, the proposed experiment will complement the existing program of nucleon resonance electroexcitation.

2 Theoretical Studies of Hybrid Baryons

2.1 Model Projections

In an extension of the MIT bag model, gluonic excitations of the nucleon to states where a constituent gluon in the lowest energy transverse electric mode combines with three quarks in a color octet state to form a colorless state in the mass range of $1.600 \pm 0.100 \text{ GeV}$, have been broadly discussed since 1983 [3].

The gluon flux-tube model applied to hybrid baryons [20, 21] came up with similar quantum numbers for the hybrid states, but predicted considerably higher masses than the bag model. For the lowest mass flux-tube hybrid baryon a mass of $1.870 \pm 0.100 \text{ GeV}$

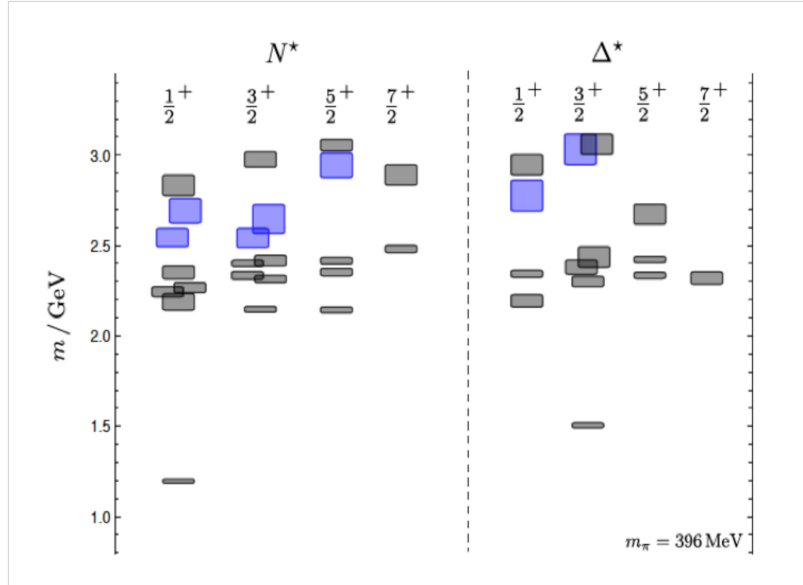


Figure 1: The light-quark baryon spectrum predicted in LQCD at a pion mass of 396 MeV [6]. The blue shaded boxes indicate states with dominant gluonic contributions. Note that both the mass of the nucleon ground state and of the $\Delta(1232)$ are shifted by nearly 300 MeV to higher masses.

was found. In all cases the lowest mass hybrid baryon was predicted as a $J^P = \frac{1}{2}^+$ state, i.e. a nucleon- or Roper-like state. Hybrid baryons were also discussed in the large N_c approximation of QCD for heavy quarks [22], which also led to the justification of the constituent glue picture used in the models. The high energy behavior of hybrid baryons was discussed in Ref. [23]. However, in contrast to hybrid meson production, which has received great attention both in theory and in experiments, the perceived difficulties of isolating hybrid baryon states from ordinary quark states led this part of the field to remain dormant for several years.

2.2 Lattice QCD Predictions

The first quenched calculations on the lattice came in 2003 [24], when the lowest gluonic three-quark hybrid system was projected at a mass of 1 GeV above the nucleon mass, placing the lowest hybrid baryon at a mass of ~ 2 GeV. The first LQCD calculation of the full light-quark baryon spectrum with unquenched quarks that occurred in 2012 included the projections of the hybrid isospin- $\frac{1}{2}$ N_G states and isospin- $\frac{3}{2}$ Δ_G states [6]. Fig. 1 shows the projected light quark baryon spectrum in the lower mass range.

At the pion mass of 396 MeV used in this projection, the prediction for the nucleon mass is shifted by nearly 300 MeV to higher masses. In the following we take this shift into account by subtracting 300 MeV from the masses of the excited states shown in Fig. 1. As stated in Ref. [6], the lowest hybrid baryons, shown in Fig. 1 in blue, were identified as states with leading gluonic contributions. If hybrid baryons are not too wide, we might expect the lowest hybrid baryon to occur at masses of about 1.3 GeV above the ground state, i.e. in a mass range of 2.2 GeV to 2.5 GeV, and a few hundred MeV above the band of radially excited

$J^P = \frac{1}{2}^+$ three-quark nucleon excitations of isospin $\frac{1}{2}$, and thus possibly well separated from other states.

In this computation the lowest $J^P = \frac{3}{2}^+$ gluonic states are nearly mass degenerate with the corresponding $J^P = \frac{1}{2}^+$ gluonic states, generating a glue-rich mass range of hybrid nucleons. If these projections hold up with LQCD calculations using near physical pion masses, one should expect a band of the lowest mass hybrid baryon states with spin-parity $\frac{1}{2}^+$ and $\frac{3}{2}^+$ to populate a relatively narrow mass band from 2.2 GeV to 2.5 GeV. Note that these states fall into a mass range where no three-quark nucleon excitations are predicted to exist in these calculations. The corresponding negative parity hybrid states, which are expected to occur at much higher masses, are not included in Fig. 1, and are not further considered here. However, they may be the subject of analysis should they appear within the kinematic range covered by this proposal.

2.3 Hadronic Couplings

Very little is known about possible hadronic couplings of hybrid baryons B_G . One might expect an important role for final states with significant gluonic admixtures, e.g. $B_G \rightarrow N\eta'$ [25], or final states containing $s\bar{s}$ contributions due to the coupling $G \rightarrow s\bar{s}$, e.g. $B_G \rightarrow K^+\Lambda$, $B_G \rightarrow N^*(1535)\pi \rightarrow N\eta\pi$, $B_G \rightarrow N\pi\pi$, $B_G \rightarrow \phi(1020)N$, and $B_G \rightarrow K^*\Lambda$. The Bag Model [26] predicts two hybrid baryon states, both as a color octet of three dressed quarks coupled with a dressed gluon to form a color singlet spin $\frac{1}{2}$ state. The masses of the predicted hybrid baryon states are expected in the range from 1.53 GeV to 1.68 GeV for the lowest-mass hybrid and in a range from 1.62 GeV to 1.77 GeV for the next heaviest state. With these values for the masses, the Bag Model predicts a decay width of 0.25 GeV for the lightest hybrid baryon to the $\pi\Delta$ final states with almost negligible decays of 0.001 GeV to the $N\pi$ final states. The second heaviest hybrid is predicted to have a decay width of 0.078 GeV to the $N\pi$ final states with also a substantial decay width of 0.035 GeV to the $\pi\Delta$ final states. Based on the recent LQCD evaluations [6], we expect the lightest hybrid states of spin-parity $J^P = \frac{1}{2}^+$ in the mass range from 2.1 GeV to 2.3 GeV with decay widths in a range from 0.2 GeV to 0.3 GeV. The Bag Model expectation of substantial hadronic decays of hybrid baryons to the $\pi\Delta$ final states support a search for the hybrid baryons in exclusive $\pi^+\pi^-p$ electroproduction.

Quark-model estimates of the hadronic couplings would be helpful in selecting the most promising final states for the experimental evaluation. As long as such estimates are not available we will use a range of assumptions on the hadronic couplings to estimate the sensitivity required for definitive measurements. Assuming hadronic couplings of a few percent in the less complex final states, e.g. $K^+\Lambda$, $K^*\Lambda$, or $N\pi\pi$, we should be able to identify these states and proceed to experimentally establish their electromagnetic couplings and Q^2 dependencies. We focus in this proposal on measurements of those decay channels that have already been successfully analyzed from CLAS data and that will be further investigated in data from CLAS12, i.e. $K^+\Lambda$, $K^+\Sigma^0$ and $\pi^+\pi^-p$. These studies can be extended by the exploration of other electroproduction channels such as $\phi(1020)N$, $K^*\Lambda$, or $K\Lambda^*(1520)$.

2.4 Electromagnetic Couplings

The study of excited nucleon state electrocouplings in a wide range of photon virtualities is a proven effective tool for establishing the active degrees of freedom that contribute to the N^* structure at different distance scales [4, 7, 27, 28, 29]. The information on the $\gamma_v NN^*$ electrocoupling evolution with Q^2 becomes critical in the search for hybrid baryons. A distinctively different Q^2 evolution of the hybrid-baryon electrocouplings is expected considering the different color-multiplet assignments for the quark-core in a regular versus a hybrid baryon, i.e. a color singlet versus octet. Electromagnetic couplings have been studied within a non-relativistic constituent quark-gluon model, but only for two possible hybrid states, the Roper $N_G(1440)\frac{1}{2}^+$ and the $\Delta_G(1600)\frac{3}{2}^+$. In Ref. [30] the photoexcitation of the hybrid Roper resonance $N(1440)\frac{1}{2}^+$ was studied, and in Ref. [31] the electroproduction transition form factors of a hybrid Roper state were evaluated. The latter was essential in eliminating the Roper resonance as a candidate for a hybrid state, both due to the Q^2 dependence of its transverse helicity amplitude and the prediction of $S_{1/2}(Q^2) = 0$ at all Q^2 (see Fig. 2). It also showed that the hybrid Roper $A_{1/2}$ transition amplitude should behave like $A_{1/2}$ for the ordinary $\Delta(1232)$. Clearly the $S_{1/2}$ amplitude behaves differently and $A_{3/2}$ does not exist for the Roper. Both amplitudes exhibit a Q^2 dependence that is distinctively different from the hybrid baryon prediction, especially the scalar amplitude $S_{1/2}(Q^2)$ which was found to be large, while it is predicted to be suppressed in leading order for the lowest mass $\frac{1}{2}^+$ hybrid state.

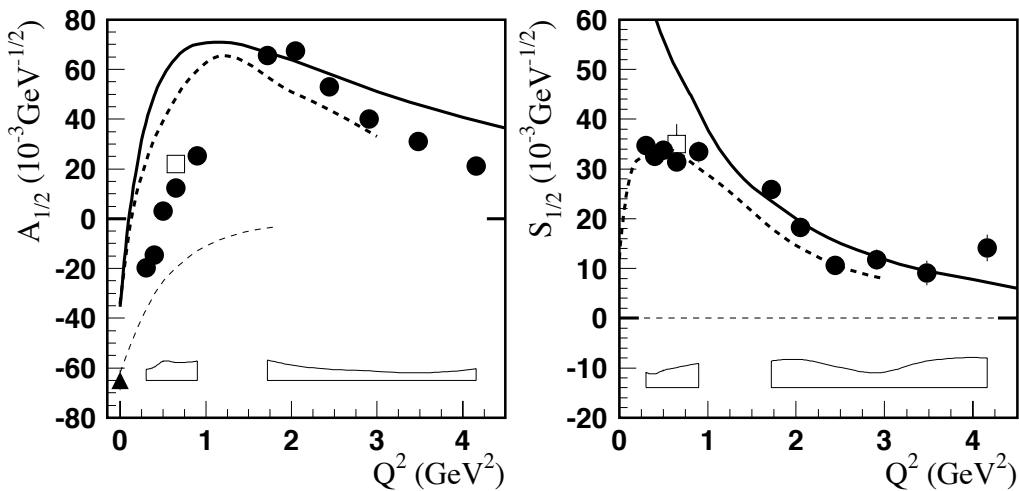


Figure 2: Electrocoupling amplitudes of the Roper resonance $N(1440)\frac{1}{2}^+$ [5]. The quark core contributions estimated within the framework of the relativistic light-front models of Refs.[32, 33] are shown by the solid lines and dashed lines, respectively. The thin dashed lines are the constituent quark-gluon model predictions for the gluonic Roper [25].

The aforementioned predictions should apply to each lowest mass hybrid state with $J^P = \frac{1}{2}^+$ and $\frac{3}{2}^+$. One may ask about the model-dependence of these predictions. The transverse amplitude has model sensitivity in its Q^2 dependence and it depends on the model ingredients, however, there are no ordinary three-quark model predictions that would come even close to the predictions of the hybrid quark-gluon model. The radial excitation

of the Roper resonance gives a qualitatively different prediction for $A_{1/2}(Q^2)$ compared to the hybrid excitation, where the three-quark component remains in the ground state with only a spin-flip occurring (just as for the $N \rightarrow \Delta(1232)$ transition). The suppression of the longitudinal coupling, which is a property of the γqG vertex, is largely independent of specific model assumptions.

The $\Delta(1600)_{\frac{3}{2}}^+$ was the other state considered as a hybrid candidate, specifically for the lowest mass Δ_G . A theoretical result similar to that for the hybrid Roper is found in Ref. [31] for a hybrid $\Delta_G(1600)_{\frac{3}{2}}^+$, i.e. a fast falling $A_{1/2}(Q^2)$ and $S_{1/2}(Q^2) \approx 0$. The amplitudes at the photon point are not inconsistent with the ordinary three-quark model calculation but are inconsistent with the hybrid baryon hypothesis. On the other hand this result is also in line with the expectation that the lowest mass hybrid states should have considerably higher masses than the first radially excited quark states. Note that there are currently no experimental results for the Q^2 dependence of the $A_{1/2}$ and $S_{1/2}$ amplitudes of this state.

According to the model of Ref. [31] that considered the $N(1440)_{\frac{1}{2}}^+$ as a possible hybrid baryon candidate, the $A_{1/2}$ electrocouplings shown in Fig. 2 (left) by dashed lines are comparable to electrocouplings of other nucleon resonances extracted from the CLAS data [4, 7]. Therefore, we expect that the electroexcitation amplitudes of hybrid baryons should allow us to observe signals from these new states. The evaluations of the minimal electrocoupling values above which the signals from hybrid states become detectable with CLAS12 are presented in Section 7.5 for the $\pi^+\pi^-p$ channel and in Section 7.6 for the KY channel.

Based on constituent counting rules [34], we expect that the electrocouplings of hybrid baryons should decrease faster with increasing photon virtuality Q^2 than for regular three-quark nucleon resonances because of the extra constituent. Therefore, low photon virtualities are the preferential region to study hybrid baryons and we are proposing to explore the $Q^2 < 2.0 \text{ GeV}^2$ range with a particular focus on the hybrid baryon search at $Q^2 < 1.0 \text{ GeV}^2$. In order to identify hybrid baryons, we are looking to map out their electrocoupling behavior, which should have distinctively different features in comparison with already established states from the CLAS results [7]. Electrocouplings of three-quark resonances for $J^P = \frac{1}{2}^+$ are shown in Figs. 2 and 3, and for $J^P = \frac{3}{2}^+$ in Figs. 4 and 5. If hybrid baryons are established in the proposed experiment, further studies of their electrocouplings can be extended towards higher photon virtualities from the data of the approved CLAS12 experiments [18, 19].

3 Strategies for Identifying New Baryon States

Advanced studies of the data for exclusive meson photoproduction off the proton carried out within the framework of the global multi-channel amplitude analysis developed by the Bonn-Gatchina group [38, 39, 40] have revealed many new baryon states in the mass range from 1.8 GeV to 2.3 GeV. These states were included in the PDG [1] with statuses from two to three stars. Notably, the most prominent signals for new states came from analyses of the CLAS [41, 42, 43, 44], ELSA [45], MAMI [46] and GRAAL [47, 48] data on KY photoproduction. However, studies of the KY as well as the $\pi^+\pi^-p$ exclusive electroproduction channels considerably extend our understanding of the excited nucleon state spectrum, including both regular three-quark and exotic hybrid states.

The new baryon states should be seen in exclusive reactions both with real and virtual

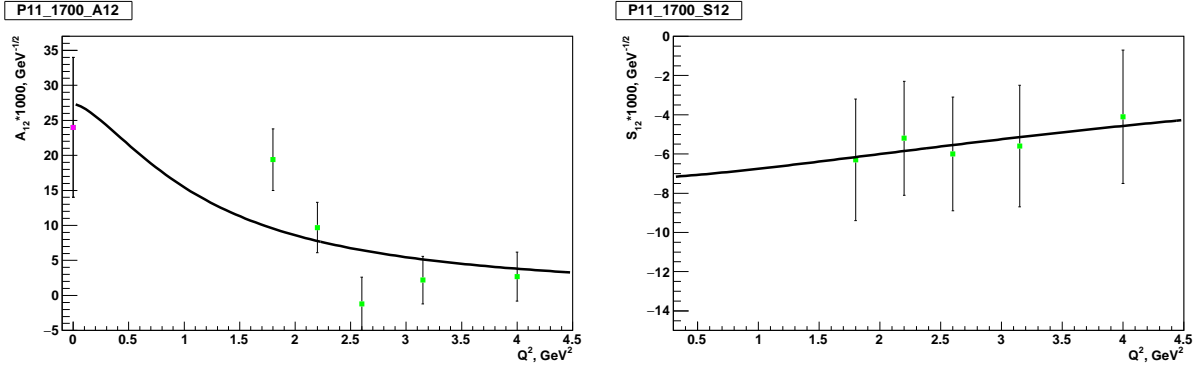


Figure 3: Electrocouplings of the $N(1710)_{\frac{1}{2}}^{+}$ from the CLAS data on $\pi^{+}\pi^{-}p$ [35] exclusive electroproduction off the proton [36]. The results at the photon point are taken from Refs. [37, 35]. The curves are a polynomial fit to the data.

photons in the same final states. Furthermore, their masses, total decay widths, and partial decay widths to different final states, should be Q^2 independent. The values of the $\gamma_v p N^*$ electrocouplings obtained independently from analyses of different exclusive channels with completely different non-resonant contributions should be the same. Consistent results over the full covered Q^2 range on resonance masses, $\gamma_v p N^*$ electrocouplings for all exclusive decay channels under study, and Q^2 -independent partial hadronic decay widths, will offer further evidence for the existence of new states. These studies offer a model-independent way to prove not only the existence of new excited nucleon states, but also their nature as s -channel resonances, eliminating alternative interpretations for the structures observed in the kinematic dependencies of the observables as complex coupled-channel effects, dynamical singularities for the non-resonant amplitudes, kinematic reflections, etc.

The studies of the exclusive KY and $\pi^{+}\pi^{-}p$ electroproduction channels at $Q^2 < 2.0 \text{ GeV}^2$ with the highest virtual photon flux ever achieved in exclusive electroproduction will allow us to solidify the results on the spectrum of excited nucleon states, confirming or ruling out the signal of “missing” resonances observed in exclusive photoproduction. Furthermore, for the first time the information on the $\gamma_v p N^*$ electrocouplings of new baryon states will become available, offering access to the structure of “missing” resonances and elucidating any differences from the conventional resonances. Finally, in this general introduction to our strategies for identifying new baryon states, we want to note that studies of the two major exclusive $N\pi$ and $\pi^{+}\pi^{-}p$ electroproduction channels with CLAS have revealed the relative growth of the resonant contributions with Q^2 in both channels. Therefore the use of the high-intensity virtual photon fluxes in the proposed experiment is preferential for a new baryon state search in comparison to photoproduction. It still remains to be seen which range of photon virtualities is the most suitable for the discovery of new excited nucleon states.

In this section we address the question of how gluonic hybrid baryons are distinct from ordinary three quark baryon excitations and we will also elucidate additional opportunities offered by studies of exclusive electroproduction processes at different photon virtualities for the search of new baryon states, both hybrid baryons and regular three-quark states.

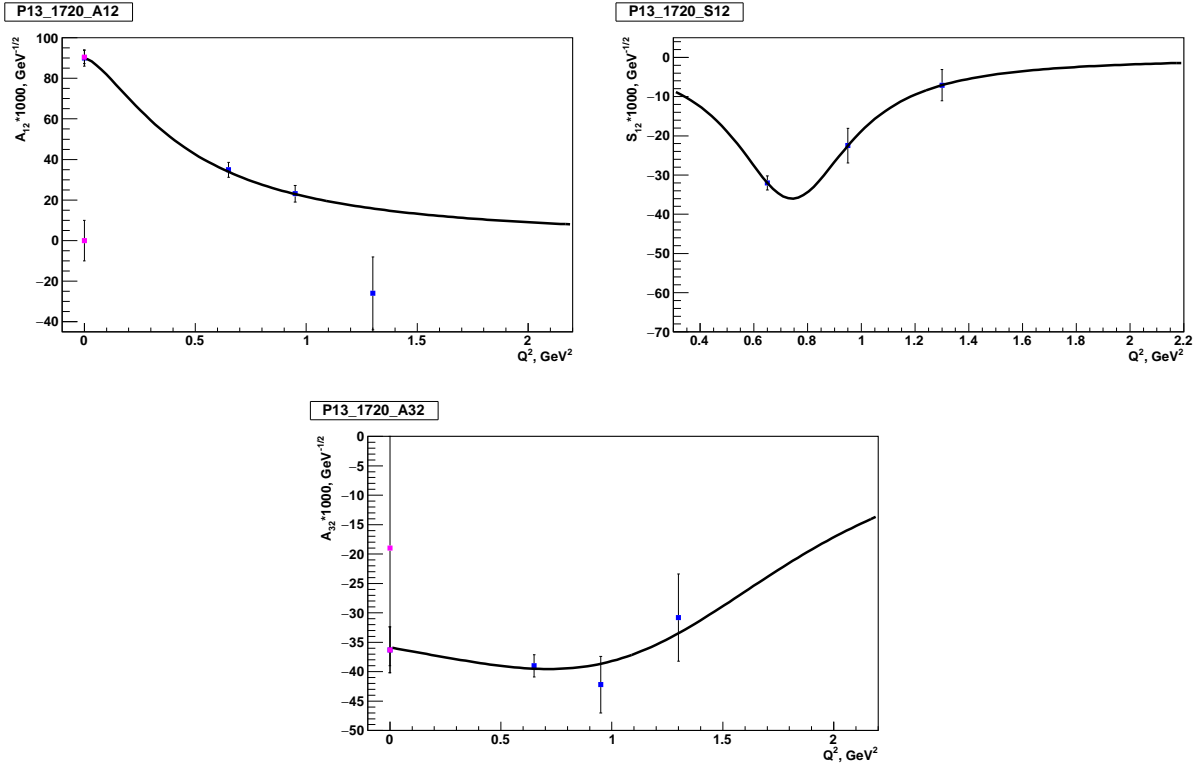


Figure 4: Electrocouplings of the $N(1720)_{\frac{3}{2}}^{+}$ $A_{1/2}$ (upper left), $S_{1/2}$ (upper right), and $A_{3/2}$ (bottom) vs. Q^2 from the CLAS data on $\pi^+\pi^-p$ [35] exclusive electroproduction off the proton [36]. The results at the photon point are taken from Refs. [37, 35]. The curves are a polynomial fit to the data.

3.1 Search for Hybrid Baryon States

As discussed in Section 2.2 the lowest hybrid baryons should have isospin $I = \frac{1}{2}$ and $J^P = \frac{1}{2}^{+}$ or $J^P = \frac{3}{2}^{+}$. Their masses should be in the range below 2.5 GeV. This mass range will be further refined once LQCD calculations with physical pion masses become available, since masses may shift toward lower values with more realistic pion masses. Four regular states with $I = \frac{1}{2}$ and $J^P = \frac{1}{2}^{+}$ are predicted with dominant three-quark contributions and with masses below the mass of the lowest LQCD hybrid states. Of these four states two are the well known $N(1440)_{\frac{1}{2}}^{+}$ and $N(1710)_{\frac{1}{2}}^{+}$, and two are the less well established $N(1880)_{\frac{1}{2}}^{+}$ and $N(2100)_{\frac{1}{2}}^{+}$ with 2^* and 1^* ratings, respectively. Another state, the $N(2300)_{\frac{1}{2}}^{+}$, has a 2^* rating and falls right into the lowest hybrid mass band predicted by LQCD. This state, if confirmed, could be a candidate for the predicted lowest mass LQCD hybrid state.

In order to address this question, it is necessary to confirm (or refute) the existence of the 2^* state $N(1880)$ and of the 1^* state $N(2100)$, and to measure the Q^2 dependence of the electromagnetic couplings of the $N(2300)_{\frac{1}{2}}^{+}$. Improved information on the lower mass states should become available in the next one or two years when the new high-statistics single- and double-polarization data from CLAS have been fully included into the multi-channel analysis frameworks such as the Bonn-Gatchina and the Jülich/GWU approaches. Should these two states be confirmed, then any new nucleon state with $J^P = \frac{1}{2}^{+}$, which

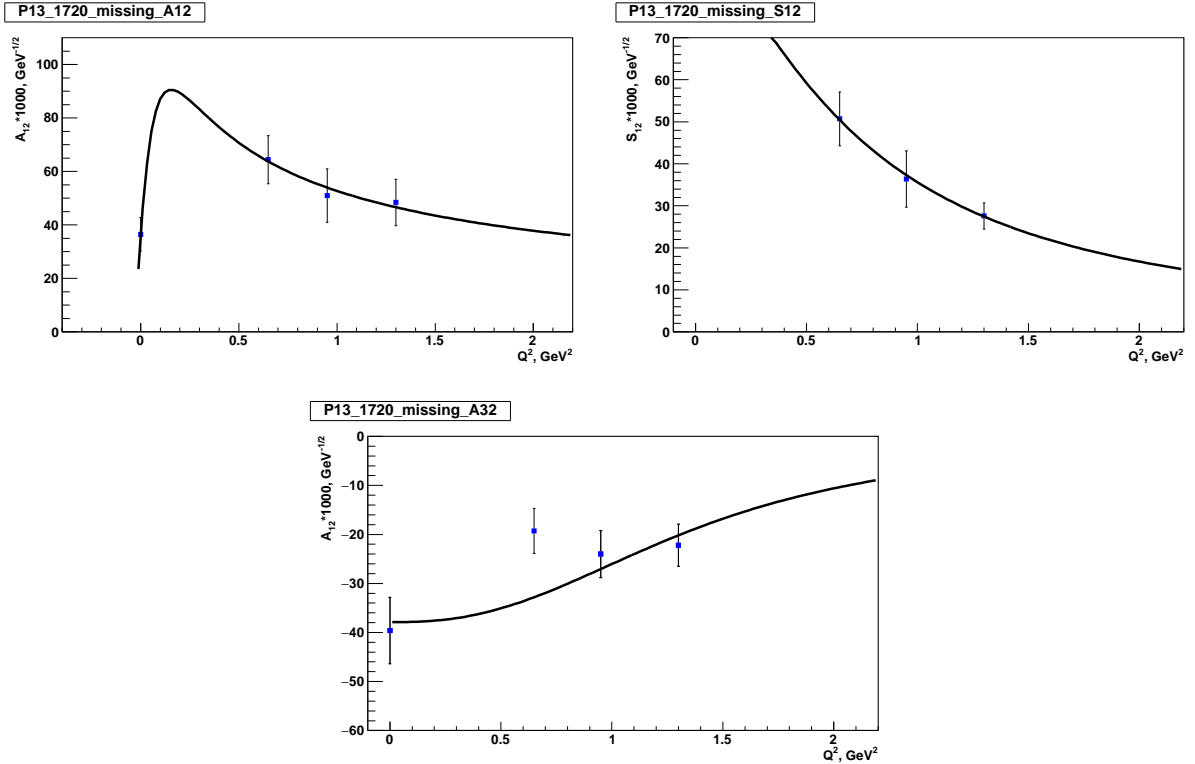


Figure 5: Electrocouplings of the $N'(1720)_{\frac{3}{2}}^{+}$ $A_{1/2}$ (upper left), $S_{1/2}$ (upper right), and $A_{3/2}$ (bottom) vs. Q^2 from the CLAS data on $\pi^+\pi^-p$ [35] exclusive electroproduction off the proton [36]. The results at the photon point are taken from Refs. [37, 35]. The curves are a polynomial fit to the data.

happens to be in the right mass range, should be a candidate for the lowest mass hybrid baryon. Another $N(2300)_{\frac{1}{2}}^{+}$ state has only been seen at BES III in the invariant mass $M(p\pi^0)$ of $\Psi(2S) \rightarrow p\bar{p}\pi^0$ events [49]. In this case the production of the $N(2300)$ occurs at very short distances as it emerges from heavy quark flavor $c\bar{c}$ decays, which may be a gluon-rich environment. Hence this state may even be observed in single pion electroproduction $ep \rightarrow e'\pi^+n$ and $ep \rightarrow e'p'\pi^0$ if it couples to photons with sufficient strength to be measurable.

In the $J^P = \frac{3}{2}^{+}$ sector the situation is more involved. There are two hybrid states predicted in the mass range 2.2 GeV to 2.4 GeV, with masses above five quark model states at the same J^P . Of the five states, two are the well known 4^* and 3^* states, the $N(1720)_{\frac{3}{2}}^{+}$ and the $N(1900)_{\frac{3}{2}}^{+}$, respectively, and one state, the $N(2040)_{\frac{3}{2}}^{+}$, has a 1^* rating. Here we will have to confirm (or refute) the 1^* star state and find two or three (if the $N(2040)$ does not exist) more quark model states with the same quantum numbers in the mass range 1.7 GeV to 2.1 GeV. There is one candidate $\frac{3}{2}^{+}$ state near 1.72 GeV seen in $p\pi^+\pi^-$ electroproduction [50], whose status will be pinned down with the expected very high statistics data.

Possible signatures of the lowest mass hybrid baryons are:

- Resonance masses in the range $W < 2.5$ GeV with $I = \frac{1}{2}$, $J^P = \frac{1}{2}^{+}$ or $J^P = \frac{3}{2}^{+}$, and almost degenerate masses where no regular three-quark states are observed;
- Q^2 dependence of the $A_{1/2}(Q^2)$ transverse helicity amplitude for a hybrid with $J^P = \frac{1}{2}^{+}$

similar to that for the $\Delta(1232)_{\frac{3}{2}}^{+}$ but different from the three-quark excited states with the same J^P ;

- A strongly suppressed helicity amplitude $S_{1/2}(Q^2) \approx 0$ in comparison to other ordinary three-quark states or meson-baryon excitations.

This list of expected hybrid signatures may provide some initial guidance when examining new baryon states for possible large gluonic components. However, they are not sufficient to firmly establish the hybrid nature of a state. To achieve this goal, improved modeling of other degrees-of-freedom, such as meson-baryon contributions and direct calculations of electrocouplings from LQCD, will be needed. The expected high statistics data will be used to identify any new or poorly known state, whether or not it is a candidate for a hybrid baryon state. This will aid in the identification of the effective degrees of freedom underlying the resonance excitation of all states that couple to virtual photons.

3.2 Known and New Three-Quark Baryon States

Besides the search for hybrid baryon states, there are many open issues in our knowledge of the structure of ordinary baryon excitations that can be addressed with the data taken in parallel from the proposed experiment. As an example we show in Fig. 6 the electrocouplings of the $N(1680)_{\frac{5}{2}}^{+}$ resonance [51], the strongest state in the third nucleon resonance region. With the exception of the real photon point, the data are quite sparse for $Q^2 \leq 1.8 \text{ GeV}^2$ and the high statistics data expected from this experiment would remedy the lack of experimental information and address similar situations for other states as well. Note that the high- Q^2 part will be covered by the approved JLab experiment E12-09-003 [18].

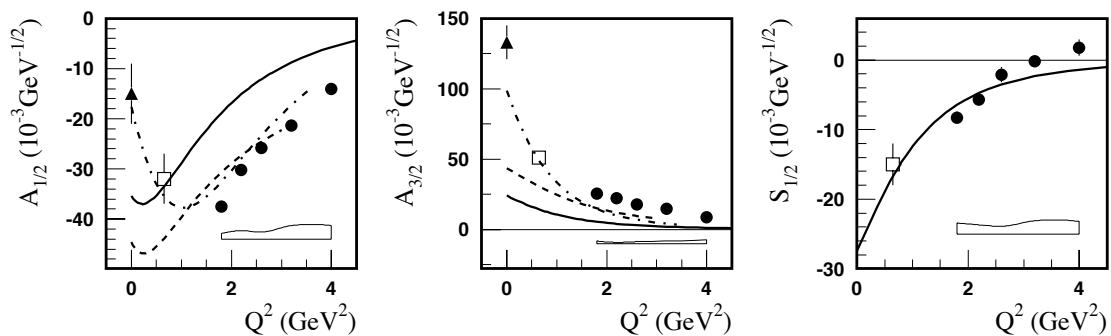


Figure 6: Electrocoupling amplitudes $A_{1/2}$ (left), $A_{3/2}$ (middle), and $S_{1/2}$ (right) of the $N(1680)_{\frac{5}{2}}^{+}$ resonance [51].

An even more compelling example is the $N(1675)_{\frac{5}{2}}^{-}$ state, where data at $Q^2 > 1.8 \text{ GeV}^2$ have been published recently by the CLAS Collaboration [51]. Fig. 7 shows the measured helicity amplitudes. Low Q^2 data are very important here, as for this state the quark transitions from a proton target are strongly suppressed by the Moorhouse selection rule, and therefore, any non-zero value of the electrocoupling amplitudes will directly measure the strength of the meson-baryon contributions. The main data needed are single pion production $ep \rightarrow e'\pi^+n$ and $ep \rightarrow e'\pi^0p$. These processes can be accumulated with sufficiently high

event rates, even with a pre-scale factor of 10 on the Forward Tagger, should the overall event rate be too high in this two-prong topology.

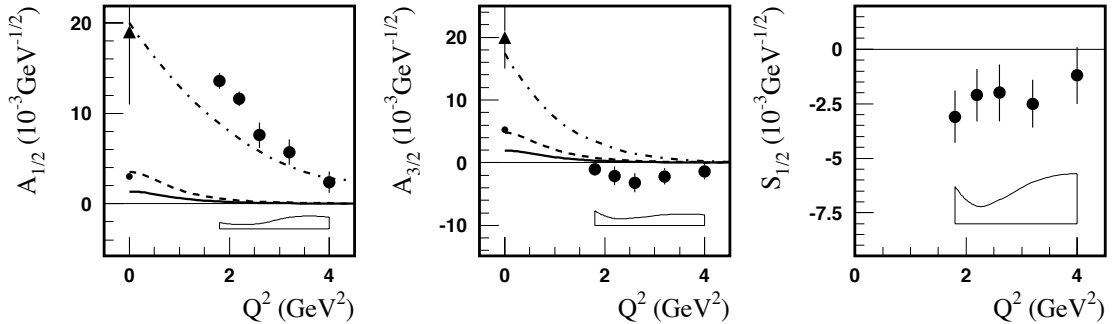


Figure 7: Electrocoupling amplitudes $A_{1/2}$ (left), $A_{3/2}$ (middle), and $S_{1/2}$ (right) of the $N(1675)_{\frac{1}{2}}^{5-}$ resonance [51]. Quark models predict the transverse amplitudes to be suppressed. The significant deviation of the $A_{1/2}$ amplitude from zero is consistent with meson-baryon contributions to the excitation strength (dashed-dotted lines).

The recent combined analysis [35] of the CLAS $\pi^+\pi^-p$ photoproduction [52] and electroproduction [50] data revealed further evidence for a new $N'(1720)_{\frac{3}{2}}^{3+}$ baryon state. This state has the same spin-parity and almost the same mass and total decay width as the conventional $N(1720)_{\frac{3}{2}}^{3+}$, but a distinctively different Q^2 dependence of the resonance electrocouplings (see Figs. 4 and 5) and partial hadronic decay widths to the $\pi\Delta$ and ρp final states. The electrocouplings of the new $N'(1720)_{\frac{3}{2}}^{3+}$ state are available at the photon point and in the limited Q^2 range from 0.5 GeV² to 1.5 GeV². As shown in Figs. 4 and 5, the $A_{1/2}(Q^2)$ electrocouplings of the $N(1720)_{\frac{3}{2}}^{3+}$ and $N'(1720)_{\frac{3}{2}}^{3+}$ states evolve for $Q^2 < 0.5$ GeV² in a completely different manner. The $A_{1/2}(Q^2)$ amplitude of the conventional $N(1720)_{\frac{3}{2}}^{3+}$ baryon state decreases with Q^2 , while it increases for the new $N'(1720)_{\frac{3}{2}}^{3+}$ state in the range of $Q^2 < 0.5$ GeV². Therefore, the future results on the $N(1720)_{\frac{3}{2}}^{3+}$ and $N'(1720)_{\frac{3}{2}}^{3+}$ state electrocouplings from the data on exclusive $\pi^+\pi^-p$ electroproduction off the proton at small Q^2 will shed light on the differences in the structure of the conventional and the “missing” baryon states.

In general, the studies of resonance electrocouplings at small photon virtualities in the proposed experiment will, for the first time, allow us to explore their Q^2 evolution at distance scales where the meson-baryon cloud contributions are expected to be largest, offering preferential conditions for exploration of this component of N^* structure. Recent advances in the studies of nucleon structure using QCD-based Dyson-Schwinger equations have provided strong indications that quark-gluon confinement in the real-world is a dynamical process and point to an intimate connection between confinement and Dynamical Chiral Symmetry Breaking (DCSB) [53, 54]. Moreover, in providing a clear explanation of the dichotomous nature of pions, as both bound-states of massive constituents and Nambu-Goldstone bosons, these studies force a realization that baryons constituted from fully-dressed confined-quarks must also be surrounded by a complex meson-baryon cloud, generated by a sequence of meson-baryon final-state interactions. A detailed understanding of the interplay between the dressed-quark core in a diverse array of nucleon excited states and the associated meson-

baryon clouds is crucial to developing a quantitative picture of the dynamical confinement mechanism; and this requires a systematic investigation of resonance electrocouplings at low virtuality. The studies proposed herein will therefore address a critical open problem in hadron physics; namely, exposing those features of the hadronization process that control the transition from the quark-gluon color-confinement regime to the asymptotic domain of strong interactions between color-neutral mesons and baryons.

3.3 Amplitude Analyses in the Search for New Baryon States

In our studies of the experimental data we will start from the extraction of the resonance parameters from the independent analyses of the KY and $\pi^+\pi^-p$ final states carried out within the framework of the reaction models for the description of these exclusive channels. Eventually we will employ the amplitude analysis methods for the resonance search and extract the resonance parameters in a global fit of all exclusive channels studied with CLAS12. Consistent results on the resonant parameters determined from independent analyses of different exclusive meson electroproduction channels and extracted from a global multi-channel fit of all available data will offer strong and almost model independent evidence for the existence of any new states and the reliable extraction of their parameters. Note, that in order to apply the coupled-channel approaches to the analyses of KY and $\pi^+\pi^-p$ exclusive electroproduction data, information on $N\pi$ electroproduction is also needed. The $N\pi$ exclusive channels dominate at $W < 1.7$ GeV. These cross sections remain much larger in comparison with the KY channels over our entire kinematics area. The events from the $N\pi$ exclusive channels will be collected simultaneously in CLAS12 with those for the KY and $\pi^+\pi^-p$ channels.

The advanced amplitude analysis approach for extraction of the nucleon resonance parameters from the global analysis of the photoproduction data, which includes almost all relevant exclusive γp meson production channels in the nucleon resonance region, has been developed by the Bonn-Gatchina group [38, 39, 40]. In this approach, the production amplitudes are decomposed over the set of partial waves. The partial wave amplitudes are parameterized fully accounting for the restrictions imposed by the general unitarity and analyticity conditions, employing the K - and D -matrix approaches for the final hadron rescattering, while for the photoproduction amplitudes, the P -vector approach is used. In the case of pronounced t -channel contributions, Reggeized t -exchanges are incorporated into the photoproduction amplitudes. The resonance parameters were determined from the global fit of all available exclusive photoproduction data augmented by the fit of the final state hadroproduction. Application of the Bonn-Gatchina approach to the global analysis of the dominant part of the exclusive meson photoproduction data measured with CLAS and elsewhere has provided information on masses, widths, photocouplings, and hadronic decay parameters for most excited nucleon states in the mass range up to 3 GeV. These analyses have revealed new evidence for 8 baryon states, reported in the PDG [1] with status from two to three stars (see Fig. 8). Also the $N(1710)_{\frac{1}{2}}^{+}$ state has just been upgraded to a 4* state in the 2016 version of the RPP.

An extension of this approach for the description of the exclusive electroproduction channels represents a future commitment of the Bonn-Gatchina group [55]. The Bonn-Gatchina approach extended for the analysis of the exclusive electroproduction channels will be used

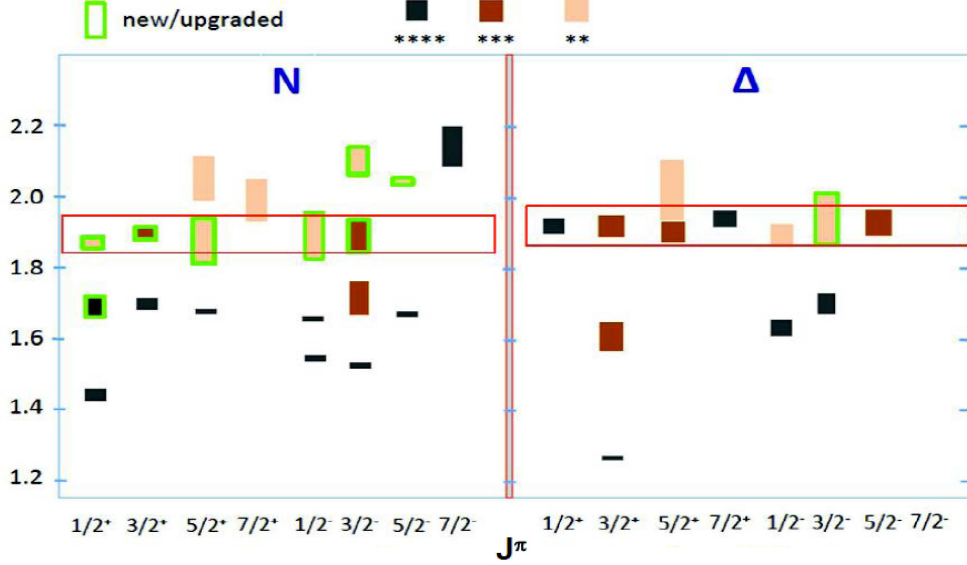


Figure 8: Recent results on the spectrum of excited nucleon states [1]. Signals from the states shown in the green boxes were observed in a global multi-channel analysis of exclusive meson photoproduction data carried out within the framework of the Bonn-Gatchina approach [38, 39, 40].

for the extraction of the resonance parameters and the search for new baryon states in the proposed experiment. This extension will be vital in order to check the signals from new baryon states observed in exclusive meson photoproduction independently in the exclusive electroproduction processes, confirming or rejecting the candidate states.

An advanced dynamical coupled-channel (DCC) model has recently been developed by the Argonne-Osaka Collaboration for the combined analysis of the world data for πN , $\gamma N \rightarrow \pi N$, ηN , $K\Lambda$, $K\Sigma$, and $N\pi\pi$ photo-, electro-, and hadroproduction with a goal of extracting resonance parameters [56, 57]. The DCC approach incorporates tree level diagrams derived from an effective Lagrangian for the resonant and non-resonant contributions to photo- and electroproduction, as well as to the final state hadronic interactions. The amplitudes for all exclusive channels are fully consistent with the restrictions imposed by the general unitarity and analyticity conditions. This is the only coupled-channel approach capable of describing the $N\pi\pi$ data in accord with the general unitarity condition. In order to fulfill the unitarity restrictions, the meson-baryon interactions present in the non-resonant amplitudes of the included exclusive channels are incorporated into the electromagnetic and hadronic vertices of nucleon resonances, together with the direct resonance decays to the $\gamma^{(*)}p$ and meson-baryon final states. The former generate the so-called meson-baryon cloud contributions to the bare vertices for the resonance electromagnetic and/or hadronic decays. Analysis of the observables within the framework of the DCC approach allows us not only to extract the fully dressed resonance electromagnetic and hadronic decay amplitudes, but also to disentangle the contributions from the meson-baryon cloud and the bare vertices associated with the quark core in the nucleon resonance structure. In this way, the DCC approach is capable of providing valuable insight into the structure of excited nucleon states. The DCC model currently is the only available coupled-channel approach that has provided results

on the structure of excited nucleon states from analysis of the CLAS $N\pi$ electroproduction data [5], including the $N \rightarrow \Delta(1232)_{\frac{3}{2}}^{+}$ transition form factors at Q^2 up to 7 GeV^2 [7] and the $N(1440)_{\frac{1}{2}}^{+}$ electrocouplings at Q^2 up to 3 GeV^2 [58].

The Argonne-Osaka DCC model will be employed in the analysis of the data of the proposed experiment with the goal to observe manifestations of the new excited nucleon states and to extract the $\gamma_v p N^*$ electrocouplings of the established and new baryon states. This model will allow us to fully account for the impact of the final state interactions in the extraction of the $\gamma_v p N^*$ electrocouplings from the KY channels with the $N\pi$ and $N\pi\pi$ open channels for which the electroproduction cross sections are much larger.

The $N\pi$ data have been analyzed within the framework of two conceptually different approaches: a unitary isobar model (UIM) and dispersion relations (DR) [5, 51]. The UIM describes the $N\pi$ electroproduction amplitudes as a superposition of N^* electroexcitations in the s -channel, non-resonant Born terms, and ρ and ω t -channel contributions. The latter are Reggeized, which allows for a better description of the data in the second- and third-resonance regions. The final-state interactions are treated as πN rescattering in the K -matrix approximation [5]. In the DR approach, the dispersion relations relate the real to the imaginary parts of the invariant amplitudes that describe the $N\pi$ electroproduction. Both approaches provide a good and consistent description of the $N\pi$ data in the range of $W < 1.7 \text{ GeV}$ and $Q^2 < 5.0 \text{ GeV}^2$, resulting in $\chi^2/d.p. < 2.0$. In this proposal, this approach will be used for the evaluation of the $N\pi$ electroproduction amplitudes needed as the input for the aforementioned global multi-channel analyses of the KY and $\pi^+\pi^-p$ exclusive electroproduction data.

The $\pi^+\pi^-p$ electroproduction data from CLAS [36, 59] provide for the first information on nine independent single-differential and fully-integrated cross sections binned in W and Q^2 in the mass range $W < 2.0 \text{ GeV}$ and at photon virtualities of $0.25 \text{ GeV}^2 < Q^2 < 1.5 \text{ GeV}^2$. The analysis of the data have allowed us to develop the JM reaction model [11, 13, 29] with the goal of extracting the resonance electrocouplings, as well as the $\pi\Delta$ and ρp hadronic decay widths. This model incorporates all relevant reaction mechanisms in the $\pi^+\pi^-p$ final-state channel that contribute significantly to the measured electroproduction cross sections off the proton in the resonance region, including the $\pi^-\Delta^{++}$, $\pi^+\Delta^0$, $\rho^0 p$, $\pi^+N(1520)_{\frac{3}{2}}^{-}$, $\pi^+N(1685)_{\frac{5}{2}}^{+}$, and $\pi^-\Delta(1620)_{\frac{3}{2}}^{+}$ meson-baryon channels, as well as the direct production of the $\pi^+\pi^-p$ final state without formation of intermediate unstable hadrons. In collaboration with JPAC [60], a special approach has been developed allowing us to remove the contributions from the s -channel resonances to the Reggeized t -channel non-resonant terms in the $\pi^-\Delta^{++}$, $\pi^+\Delta^0$, and $\rho^0 p$ electroproduction amplitudes. The contributions from well established N^* states in the mass range up to 2 GeV were included into the amplitudes of the $\pi\Delta$ and ρp meson-baryon channels by employing a unitarized version of the Breit-Wigner ansatz [13]. The JM model provides a good description of the $\pi^+\pi^-p$ differential cross sections at $W < 1.8 \text{ GeV}$ and $0.2 \text{ GeV}^2 < Q^2 < 1.5 \text{ GeV}^2$ with $\chi^2/d.p. < 3.0$. The achieved quality of the CLAS data description suggests an unambiguous separation between the resonant and non-resonant contributions [29]. The isolation of the resonant contributions makes it possible to determine the resonance electrocouplings and the $\pi\Delta$ and ρN decay widths from the resonant contributions employing for their description the amplitudes of the unitarized Breit-Wigner ansatz [13] that fully accounts for the unitarity restrictions on the resonant amplitudes. This model will be used in the proposed experiment for the

analysis of exclusive $\pi^+\pi^-p$ electroproduction, allowing us to determine the electrocouplings of most excited nucleon states, since almost all high-mass nucleon resonances have substantial hadronic decays to the $N\pi\pi$ channel. The capability of the JM model to pin down new baryon states was demonstrated in the combined studies of exclusive $\pi^+\pi^-p$ photo- and electroproduction [35], which provided evidence for a new $N'(1720)\frac{3}{2}^+$ baryon state.

The model employed for the description of the KY exclusive photo- and electroproduction channels is the ‘‘Regge-Plus-Resonance’’ (RPR) approach developed by the Ghent group [12, 61]. In this model the full production amplitude is described by the superposition of eight resonances and the non-resonant contribution. The non-resonant amplitudes represent the sum of t -channel exchanges by K - and K^* -Regge trajectories. The model provided a good description of KY photoproduction data. However, the RPR model only is able to produce the gross features of the available electroproduction data. The world’s database for $K^+\Lambda$ and $K^+\Sigma^0$ electroproduction in the nucleon resonance region ($1.6 < W < 3.0$ GeV) in the domain of momentum transfer $0.5 < Q^2 < 4$ GeV² is completely dominated by the measurements of the CLAS program. These include measurements of beam-recoil transferred polarization [62, 63] and induced recoil polarization [64]. Also extensive measurements of the separated structure functions $\sigma_U = \sigma_T + \epsilon\sigma_L$, σ_{LT} , σ_{TT} , and $\sigma_{LT'}$ [65, 66, 67] have been published. Finally, the first Rosenbluth separation from CLAS data at beam energies of 2.5 and 4 GeV allowed for a separation of σ_T and σ_L [65, 68]. We are planning to use the RPR model for the extraction of the resonance electrocouplings from exclusive KY electroproduction data after the model has been refit and upgraded to be able to describe the available data. The development in this direction was presented in Ref. [69].

4 The Experimental Program

4.1 The CLAS12 Detector

The experimental program will use the CLAS12 detector, shown in Fig. 9, for the detection of the hadronic final states. CLAS12 consists of a Forward Detector (FD) and a Central Detector (CD). The Forward Detector is comprised of six symmetrically arranged sectors defined by the six coils of the superconducting torus magnet. Charged particle tracking is provided by a set of 18 drift chambers with a total of 36 layers in each sector. Additional tracking at $5^\circ - 35^\circ$ is achieved by a set of 6 layers of micromesh gas detectors (micromegas) immediately downstream of the target area and in front of the High Threshold Cherenkov Counter (HTCC). Particle identification is provided by time-of-flight information from two layers of scintillation counter detectors (FTOF). Electron, photon, and neutron detection are provided by the triple layer electromagnetic calorimeter, PCAL, EC(inner), and EC(outer). The heavy-gas Cherenkov Counter (LTCC) provides separation of high momentum pions from kaons and protons. The Central Detector consists of 6 to 8 layers (depending on the configuration) of silicon strip detectors with stereo readout and 6 layers of micromegas arranged as a barrel around the target, a barrel of scintillation counters to measure the particle flight time from the target (CTOF), and a scintillation-counter based Central Neutron Detector (CND). Further details on all CLAS12 components (magnets, detectors, data acquisition, software) are given in Ref. [70].

A longitudinally polarized electron beam will be scattered off a liquid-hydrogen target.

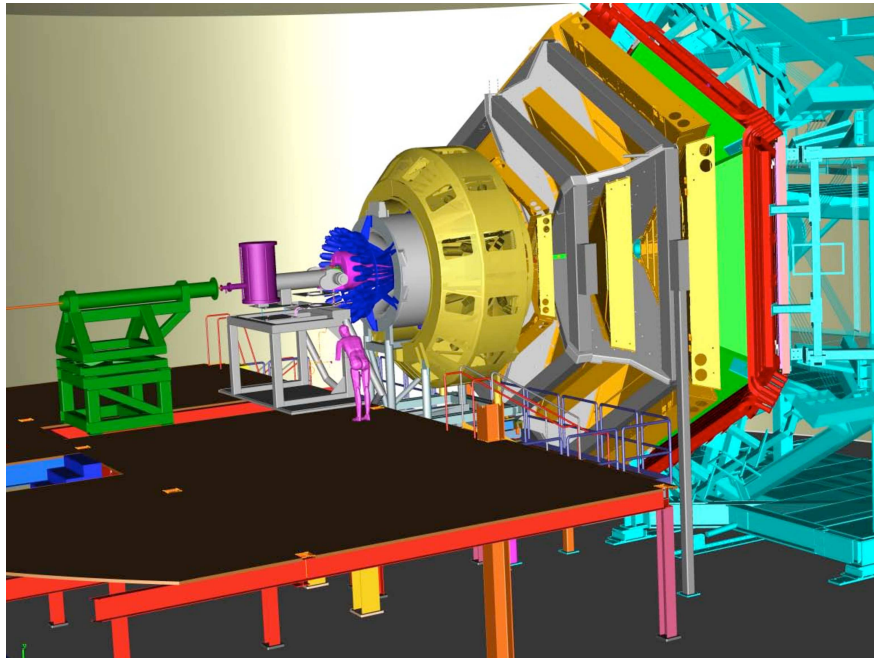


Figure 9: A model view of the CLAS12 detector that was designed to have high hermeticity and to allow for reconstruction of high multiplicity final states. This detector was designed to operate at a nominal luminosity of $\mathcal{L} > 10^{35} \text{cm}^{-2}\text{s}^{-1}$.

The scattered electrons will be detected in the Forward Detector of CLAS12 for scattering angles greater than about 5° and in Forward Tagger for angles from 2.5° to 4.5° , which allows us to cover the Q^2 range of interest between 0.05 GeV^2 and 2 GeV^2 . Charged hadrons will be measured in the full polar angle range from 5° to 130° . At an operating luminosity of $\mathcal{L} = 1 \times 10^{35} \text{ cm}^{-2}\text{s}^{-1}$ the total hadronic rate is expected to be $5 \times 10^6 \text{ s}^{-1}$.

4.2 The Forward Tagger

An essential component of the hadron spectroscopy program with CLAS12 is the Forward Tagger (FT) shown in Fig. 10. The FT uses a high resolution crystal calorimeter composed of 324 lead-tungstate crystals to measure the scattered electrons in the polar angle range from 2.5° to 4.5° and with full coverage in the azimuthal angle. The calorimeter measures electron and photon energies with an energy resolution of $\sigma(E)/E \leq 0.02/\sqrt{E(\text{GeV})} + 0.01$. The fine granularity of the calorimeter also provides good polar angle resolution. A two-layer tiled scintillator hodoscope is located in front of the calorimeter for the discrimination of photons. An additional four-layer micromegas tracker, located in front of the hodoscope, is used for precise electron tracking information. Electron detection in the FT will allow us to probe the crucial low Q^2 range where hybrid baryons may be identified due to their fast dropping $A_{1/2}(Q^2)$ amplitude and the expected suppression of their scalar $S_{1/2}(Q^2)$ amplitude.

The construction of the FT was completed by a collaboration of INFN/Genova (Italy), CEA/Saclay (France), and the University of Edinburgh (UK). The FT is now undergoing cosmic ray testing at JLab and will be installed into CLAS12 in summer 2016.




Figure 10: The Forward Tagger (FT) system. The FT provides electron and high energy photon detection in a range of CLAS12 polar angles $\theta = 2.5^\circ - 4.5^\circ$.

4.3 Kinematic Coverage of Electron Scattering in CLAS12

The CLAS12 detector acceptance for inclusive electron scattering events has been studied using a fast Monte Carlo program (FASTMC), which includes a simplified version of the full CLAS12 reconstruction code. This Monte Carlo has parameterized resolution functions for the tracking systems, the electromagnetic calorimeters, the scintillation counters, and the Forward Tagger. It employs realistic field maps for the CLAS12 torus and solenoid that can be scaled to study the effect of different magnet currents and polarities. The sensitive volumes of the tracking and detection regions have been designed to closely match the CLAS12 detector design. The event reconstruction takes into account the high efficiency fiducial areas of the detector and provides smearing of the final state charged particle momenta. The optimal beam energies and torus current settings have been studied with the goal to maximize the scattered electron acceptance in Q^2 and W . Preliminary comparisons of the CLAS12 response using the FASTMC code suite and the CLAS12 GEANT-4 GEMC code suite [71] have shown reasonably good correspondence. Our studies will be extended later this year using the GEMC Monte Carlo with the full CLAS12 event reconstruction package [72] when they have been fully developed and optimized.

The virtuality of the emitted photon Q^2 is related to the scattered electron energy $E_{e'}$ and polar angle θ_e through the relation $Q^2 = 4E_e E_{e'} \sin^2 \frac{\theta_e}{2}$. Reaching the lowest Q^2 requires detecting the electrons emitted with the smallest scattering angle in the FT and using beam energies of $E_b=6.6$ GeV and 8.8 GeV. Fig. 11 shows a scatterplot of Q^2 vs. W for the detected electrons in CLAS12 for a torus current of $I = -3375$ A. The empty region corresponds to the gap between the FT and the minimum polar angle accepted in the CLAS12 Forward Detector calorimeters. This coverage gap is minimized operating the torus magnet at negative polarity. The electrons detected in the CLAS12 Forward Detector calorimeters have a lower geometrical efficiency due to the defined fiducial areas of these detectors and cover a higher

Q^2 range. The corresponding electron acceptances vs. Q^2 at these energies are also shown in Fig. 11. At $E_b=6.6$ GeV the minimum accepted Q^2 value is as low as 0.05 GeV² and the accessible Q^2 range extends up to 2 GeV², with a gap between 0.15 GeV² and 0.3 GeV². This gap may be covered if an electron beam energy of $E_b=8.8$ GeV is used, as shown in the bottom plots of Fig. 11. In this case the Q^2 threshold is 0.1 GeV² and the acceptance gap appears in the interval from 0.35 GeV² to 0.5 GeV², providing a nicely complementary range of measurable photon virtualities that fills in the kinematic gap present at $E_b=6.6$ GeV.

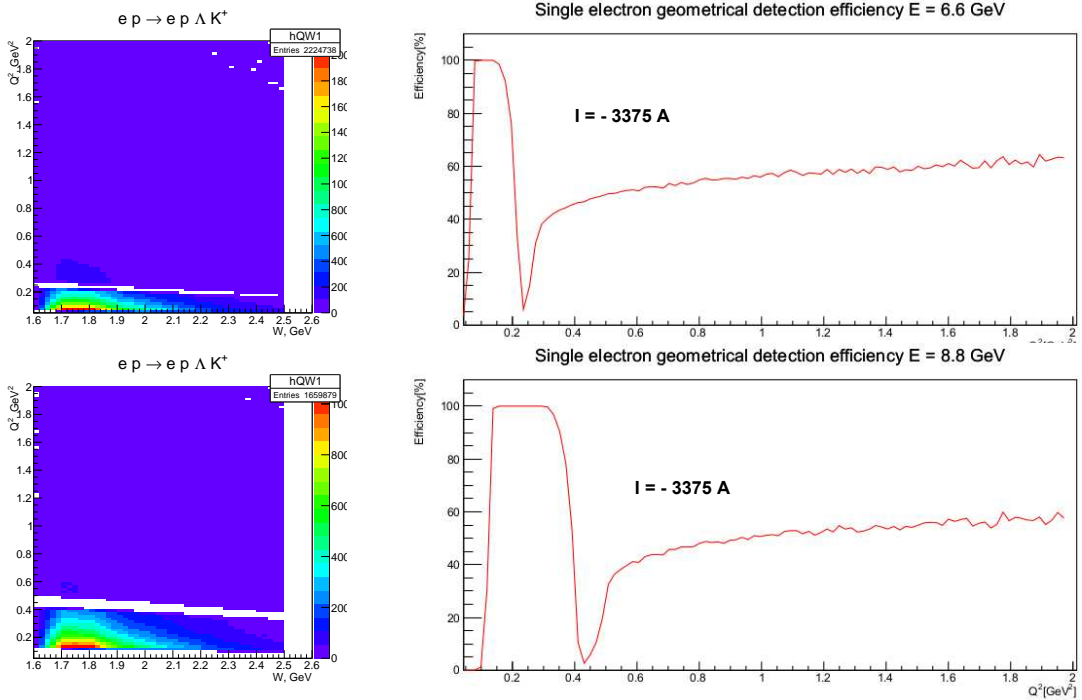


Figure 11: (Left) Q^2 vs. W scatterplots of the detected electrons in CLAS12 for the $ep \rightarrow e'K^+\Lambda$ reaction for torus current $I = -3375$ A for $E_b = 6.6$ GeV (top) and $E_b = 8.8$ GeV (bottom). (Right) The corresponding electron acceptances as a function of Q^2 .

We conclude that the optimal experimental settings for the present proposal require beam time at both $E_b=6.6$ GeV and $E_b=8.8$ GeV with operation of the CLAS12 torus at $I = -3375$ A, corresponding to negative polarity (i.e. negatively charged particles bend away from the beamline) with the current set to its maximum nominal value. Detailed simulations for the $\pi^+\pi^-p$ final state are described in Section 5 and for the KY final states in Section 6.

4.4 Event Backgrounds

The backgrounds within the $e'K^+$ missing mass distributions need careful consideration in the planning of this experiment. If the CLAS12 K^+ particle identification in the event reconstruction was certain (i.e. C.L.=100%), then the contributing backgrounds could easily be eliminated. However, there will always be a finite probability of making the wrong particle assignment in the final state reconstruction. Using a particle identification scheme based solely on timing information from the FTOF detectors, there are two possible avenues to misidentify a K^+ and a π^+ :

1. The finite time resolution of the FTOF system cannot distinguish π^+ and K^+ tracks when their flight time difference for a given momentum is on the order of the system timing resolution.
2. π^+ tracks from earlier or later beam buckets when associated with the beam bucket of the triggering electron can appear to be K^+ tracks.

For particle misidentification of the first sort, the better the system timing resolution, the smaller this contribution will be. However, for events of the second sort, the misidentification probability is not dependent on the system timing resolution.

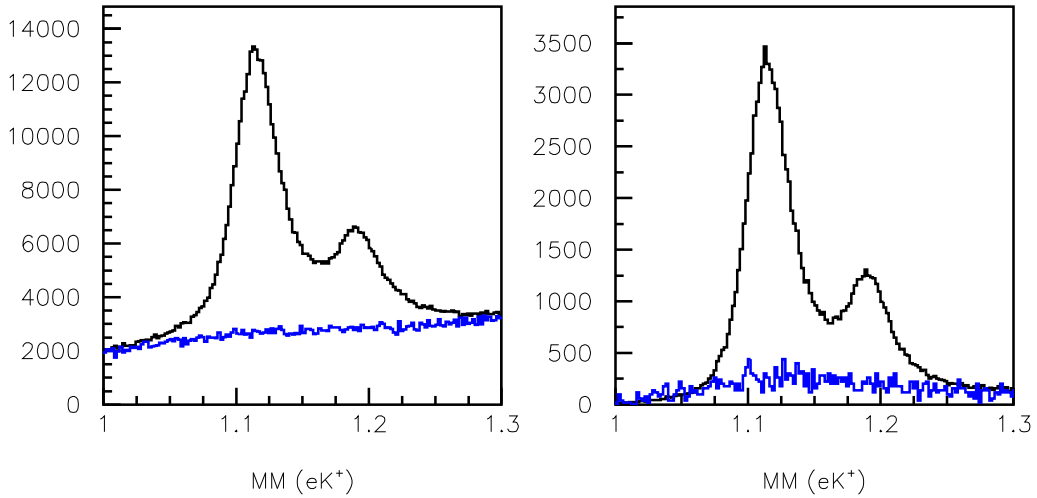


Figure 12: Hyperon missing mass $MM(e'K^+)$ distributions from CLAS e1f data at 5.5 GeV summed over all Q^2 , W , and $\cos\theta_K^*$ for the $e'K^+$ topology (left) and the $e'K^+p$ topology (right) with a cut on the $MM^2(e'K^+p)$ distribution on the missing $\pi^-/\pi^-\gamma$ showing the significant reduction in particle misidentification background beneath the hyperons when additional exclusivity cuts are applied to the data. The blue histogram is the particle misidentification background contribution from the reaction $ep \rightarrow e'p\pi^+\pi^-$.

The K^+ misidentification background will reside in the $e'K^+$ missing mass distribution and a predominant component will arise from accidental coincidences between scattered electrons and unrelated hadrons. These unrelated hadrons are primarily pions from neighboring beam bunches. Of course the other important contribution will be from physics backgrounds, the dominant reaction process being $ep \rightarrow e'\pi^+\pi^-p$, where the π^+ is misidentified as a K^+ . Fig. 12 shows the reconstructed $MM(e'K^+)$ distributions from CLAS data at $E_b=5.5$ GeV for the two final state topologies of interest, $e'K^+$ and $e'K^+p$. Note that the backgrounds beneath the hyperon peaks are significantly reduced with the inclusion of the detection of the proton.

As the operating luminosity of CLAS12 will be ten times higher than for CLAS, the expected background levels might be expected to be ~ 10 times larger (since the accidental rate scales as the luminosity squared, which is compensation for by the ten times higher event rate that scales with the beam current). However, the issue of accidentals from misidentified K^+ is mitigated as the particle misidentification levels are reduced. In fact, the particle

identification capabilities of CLAS12 are significantly improved compared to those of CLAS as:

- The timing resolution of the CLAS12 FTOF system is about a factor of three better than for the CLAS TOF system.
- The HTCC, LTCC, and RICH systems of CLAS12 are an important component of the hadron identification system that together are 95% \rightarrow 99% efficient for π/K separation for momenta $p > 3$ GeV.

In addition, the backgrounds from particle misidentification in the $MM(e'K^+)$ spectrum are further improved during reconstruction of the final state as:

- The detection of the p from the hyperon decay with a cut on the $MM^2(e'K^+p)$ distribution on the missing π^- (for the $K^+\Lambda$ final state) and the missing $\pi^-\gamma$ (from the $K^+\Sigma^0$ final state) reduces the particle misidentification background by a factor of ~ 10 as shown in Fig. 12.
- The tracking vertex resolution of CLAS12 in the forward direction ($\theta < 35^\circ$) employing the drift chambers and the micromegas is roughly a factor of five better than that using the drift chambers of CLAS (2 mm vs. 1 cm). This allows for improved resolution on the detached vertices for the $\Lambda \rightarrow p\pi^-$ decay ($c\tau = 7.89$ cm). This resolution can be expected to allow for cuts to reduce the non-strange background considerably. The development and optimization of this algorithm is planned for later this year.

Further information on accidental rates can be gleaned from our experience with operation of the CLAS detector at a luminosity of $\mathcal{L} = 1 \times 10^{34}$ cm $^{-2}$ s $^{-1}$. The total hadronic rate in CLAS was measured to be roughly 1 MHz. For a trigger coincidence time window of 100 ns, this gives an accidental rate of 0.1 Hz. For CLAS12 operation at $\mathcal{L} = 1 \times 10^{35}$ cm $^{-2}$ s $^{-1}$ the accidental rate should be at the level of tens of Hz. Even in this worst case scenario, this rate is not expected to be a limiting factor for exclusive K^+Y final state reconstruction in CLAS12 as it is comparable to the KY production rates in the expected running conditions. However, the contribution of the accidental events to the $MM(e'K^+)$ spectra will be significantly less than this due to the CLAS12 hadron identification system and the cuts included to fully identify the exclusive final state. It is clear that accidental coincidences in CLAS12 for this final state will be a much smaller contribution to our $MM(e'K^+)$ spectra compared to particle misidentification events arising within the primary beam bucket that triggers the event, and the contribution of these events to the $MM(e'K^+)$ spectra in both the $e'K^+$ and $e'K^+p$ topologies are reasonably well understood based on existing CLAS data.

As the event backgrounds are expected to be acceptable to carry out the analysis of the $e'K^+Y$ final states, the expectations are even more favorable for the $e'p\pi^+\pi^-$ final state due to the fact that the cross sections are about 100 times larger than for the strangeness channels. For the two-pion channel, the procedures developed in the CLAS data analysis in Refs. [50, 59] will therefore be extended directly to the CLAS12 dataset. Further studies of particle misidentification effects in both the KY and the two-pion channels will be studied employing our full CLAS12 GEANT-4 GEMC Monte Carlo suite [71] later this year after the development of the Monte Carlo and the CLAS12 reconstruction software package [72] are further developed.

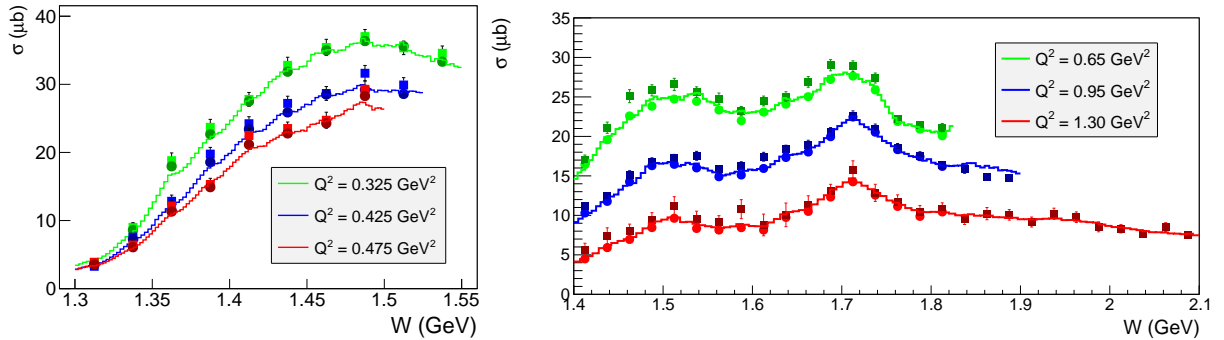


Figure 13: Comparison between the event distributions of the new two-pion event generator (curves) with the integrated cross sections from the JM model (circles) and data (squares). (Left) The W dependence of the total cross section in comparison with the model [13] and data [59] for three Q^2 points at 0.325 GeV^2 , 0.425 GeV^2 , and 0.475 GeV^2 . (Right) The W dependence of the total cross section in comparison with the model [11] and data [50] for three Q^2 points at 0.65 GeV^2 , 0.95 GeV^2 , and 1.3 GeV^2 .

5 Simulations for the $ep \rightarrow e'p\pi^+\pi^-$ Final State

5.1 Event Generator for $ep \rightarrow e'p\pi^+\pi^-$

The standard 2π event generator for CLAS was a modified version of GENEV employing the $\pi^+\pi^-p$ differential cross sections from the older JM05 version of the JM model [36, 73, 74]. During the past several years the JM model has been further developed and significantly improved [11]. Furthermore, the two-pion part of the old GENEV event generator was only applicable up to $W \approx 2 \text{ GeV}$ and $Q^2 > 0.3 \text{ GeV}^2$, which excludes most of the region of interest (high W and low Q^2) for this proposal. Therefore a new generator for $\pi^+\pi^-p$ electroproduction was developed for our studies with CLAS12.

The new event generator employs the five-fold differential cross sections from the recent version of the JM15 model fit to all results on the charged double pion photo- and electroproduction cross sections from CLAS (both the published and preliminary data [13, 50, 52, 59]). In the areas covered by CLAS data, the new event generator successfully reproduces the available integrated and single differential 2π cross sections. The quality of the description is illustrated in Fig. 13 for several Q^2 bins in comparison with the available data [13, 50, 59].

In order to extend the event generator to areas not covered by the existing CLAS data, a special extrapolation procedure was applied that included additional available world data on the W dependencies of the integrated 2π photoproduction cross sections [75, 76]. The new approach allows for the generation of 2π events at extremely low Q^2 (less than 0.1 GeV^2) and high W (up to 3 GeV). On the left side of Fig. 14 the W dependence of the integrated cross section for quasi-real Q^2 (0.0015 GeV^2) is shown in comparison with the available data [52, 75, 76]. The right side of Fig. 14 illustrates a typical example of the Q^2 dependence of the total cross section for one W bin in comparison with JM15 [11] for $E_b=8.8 \text{ GeV}$.

The new 2π event generator has several improvements compared to the GENEV code. First it generates phase space distributions and applies a multi-dimensional cross section as a weight for each event. This method allows for a significantly faster generation process,

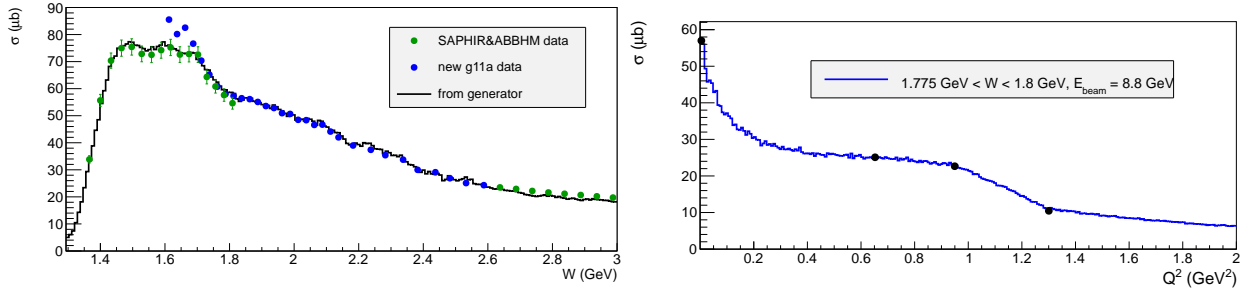


Figure 14: (Left) The W dependence of the integrated cross section for quasi-real Q^2 (0.0015 GeV^2) in comparison with the available data [52, 75, 76]. (Right) A typical example of the Q^2 dependence of the total cross section for one W bin in comparison with JM15 [11] at $W = 1.7875 \text{ GeV}$ for $E_b=8.8 \text{ GeV}$. The black dots are the values of the cross section from the JM15 model at specific Q^2 values.

especially in the areas with sharp cross section dependencies. The new generator also makes it possible to obtain cross sections from the generated distributions, which is helpful to predict the cross section in areas not covered by the experiment. The new 2π event generator is written in C++. It includes inclusive radiative effects according to the approach described in Ref. [77] and produces an output compatible with the new CLAS12 reconstruction software. Exclusive events for $\pi^+\pi^-p$ electroproduction off the proton were generated in the range of W from the two-pion production threshold to 3 GeV and at Q^2 from 0.01 GeV^2 to 2.0 GeV^2 (see Fig. 15).

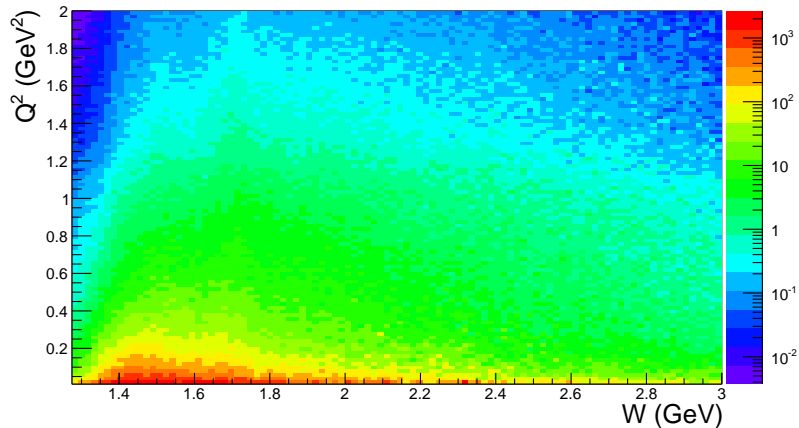


Figure 15: Q^2 versus W distribution for the generated $\pi^+\pi^-p$ Monte Carlo events for $E_b=6.6 \text{ GeV}$.

5.2 Acceptance Estimates for $ep \rightarrow e'p\pi^+\pi^-$

For the event reconstruction a simplified version of the CLAS12 event reconstruction software (FASTMC) was employed to filter the generated events to determine the CLAS12 acceptance. The influence of the magnetic field polarity on the accessible kinematic coverage

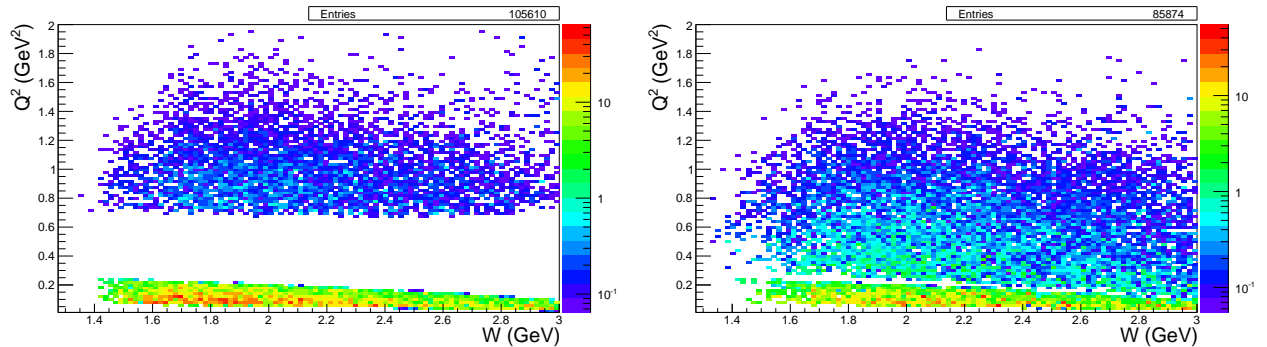


Figure 16: Q^2 versus W distributions at $E_b=6.6$ GeV for reconstructed $\pi^+\pi^-p$ Monte Carlo events (all particles in final state are registered) for torus settings of $I = +3375$ A (left) and $I = -3375$ A (right). The reversed magnetic field closes the gap between the Forward Tagger and the CLAS12 Forward Detector calorimeters.

for $\pi^+\pi^-p$ electroproduction was studied. The Q^2 versus W distributions for reconstructed $\pi^+\pi^-p$ events are shown in Fig. 16 for torus settings of $I = +3375$ A and $I = -3375$ A at $E_b=6.6$ GeV. A wide area of zero acceptance for the positive torus polarity setting of $I = +3375$ A is clearly seen in Fig. 16 (left). Reversing the magnetic field allows us to substantially decrease the inefficient area, as shown in Fig. 16 (right). Therefore, as anticipated in Section 4.3, the reversed magnetic field setting represents the best configuration for the proposed experiment.

We also examined the evolution of counting rates as a function of the magnetic field strength. The Q^2 versus W distributions for the accepted $\pi^+\pi^-p$ events are shown in Fig. 17 for torus currents $I = -3375$ A (left) and $I = -1500$ A (right). Comparing the reconstructed event rates shown in Fig. 17, we expect the counting rate to increase by almost a factor of two at half strength of the magnetic field because of the improved acceptance for the detection of all three particles (π^+ , π^- , p) in the final state and the scattered electron. On the other hand, decreasing the torus current will negatively affect the charged particle momentum resolution, so the maximum negative torus current is optimal for this proposal.

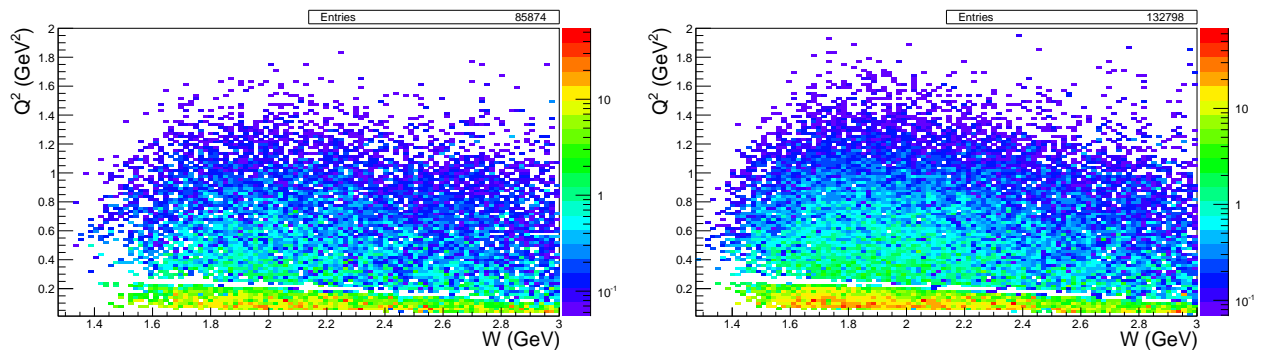


Figure 17: Q^2 versus W distributions at $E_b=6.6$ GeV for reconstructed $\pi^+\pi^-p$ Monte Carlo events (all final state particles are registered) for torus settings of $I = -3375$ A (left) and $I = -1500$ A (right). With lower torus current more events are reconstructed.

5.3 Hadronic Mass Reconstruction for $ep \rightarrow e'p\pi^+\pi^-$

The hadronic mass resolution is of particular importance in studies of excited nucleon states, since this quantity determines the ability to reliably extract the resonant contributions in exclusive cross sections. For a credible separation between the resonant and the non-resonant contributions, the resolution in W should be much smaller than the N^* decay width. Typical values for the decay widths of nucleon resonances with masses > 2.0 GeV are in the range from 250 MeV to 400 MeV. Hence a mass resolution of ≈ 30 MeV is sufficient for the reliable isolation of contributions from hybrid baryons that are expected in the mass range from 2.0 GeV to 3.0 GeV. The resolution in W for the reconstructed $\pi^+\pi^-p$ events was studied by computing for each reconstructed event the difference between the exact W_{gen} and the reconstructed W_{rec} . We compared two different ways of determining the invariant mass of the final hadronic system: a) from the difference between the four-momenta of the initial and the scattered electrons that is added to the four-momentum of the target proton (electron scattering kinematics) and b) from the sum of the four-momenta of the final state π^+ , π^- , and p (hadron kinematics). The reconstructed $W_{gen} - W_{rec}$ event distributions provide the necessary information on the invariant mass resolution.

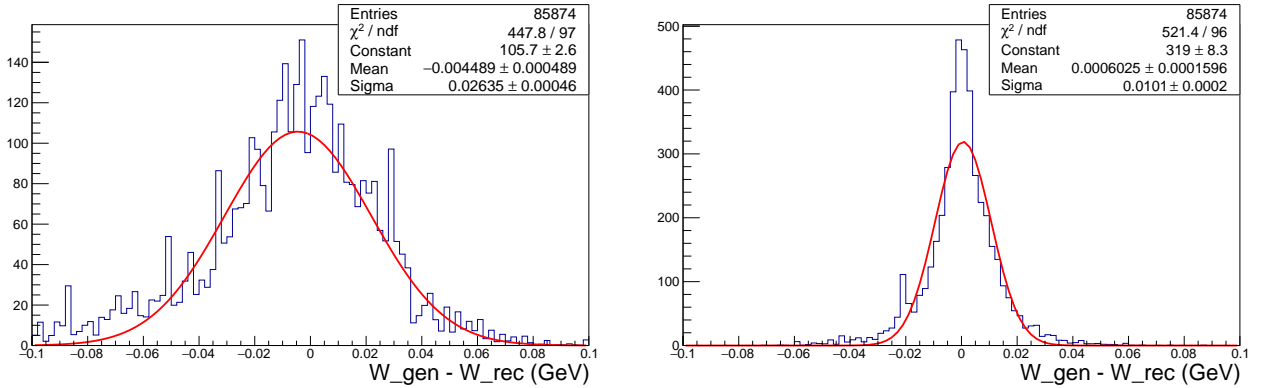


Figure 18: The $W_{gen} - W_{rec}$ distributions for $\pi^+\pi^-p$ events where W_{rec} is determined by electron scattering (left) and hadron (right) kinematics. See text for explanation of both kinematics.

The aforementioned distributions for the scattered electron and hadron kinematics are shown in Fig. 18. The beam energy is set to 6.6 GeV and the torus current to $I = -3375$ A. For both ways of determining W_{rec} , the resolution over the full W range is better than 30 MeV and sufficient for the separation of the resonant and non-resonant contributions. If W_{rec} is computed from the hadron kinematics, the resolution is significantly better than in the case of the electron scattering kinematics. However, the hadron kinematics requires the registration of all final state hadrons with a correspondingly lower detection efficiency than in the inclusive case.

The studies of charged double pion electroproduction with the CLAS detector [50, 59] demonstrated that the topology where the final π^- is not detected and its four-momentum is reconstructed from energy-momentum conservation provides the dominant part of the statistics. Hence topologies in which one of the final state hadrons is not detected likely will also provide the dominant statistics in the proposed experiment. We are planning to select the $\pi^+\pi^-p$ events by employing exclusivity cuts on the missing mass squared distributions

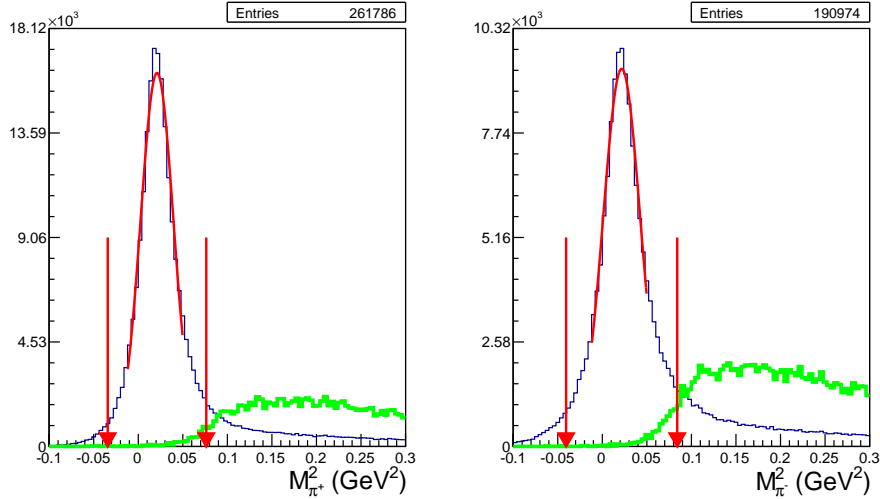


Figure 19: The reconstructed $\pi^+\pi^-p$ event distributions of the missing masses squared of π^+ (left) and π^- (right) for the generated $\pi^+\pi^-p$ events with an admixture of 3π events. The distributions were plotted for $W > 2$ GeV. The cross sections for the 2π and 3π channels were assumed comparable in this kinematic region. The contributions from the $\pi^+\pi^-p$ and the $\pi^+\pi^-\pi^0p$ events are shown in blue and green, respectively. The red arrows indicate the applied exclusivity cuts.

of the final hadrons. The contribution from other exclusive channels (exclusive background) to the events within the exclusivity cuts was evaluated in the Monte Carlo simulation. Most of the exclusive background events come from the $ep \rightarrow e'p'\pi^+\pi^-\pi^0$ channel. Both $\pi^+\pi^-p$ and $\pi^+\pi^-\pi^0p$ events were generated for $W > 2$ GeV. The cross sections for the 2π and 3π channels were assumed comparable in this kinematic region. A phase space distribution is assumed for the 3π events. With this mixture of generated events, we reconstructed the $\pi^+\pi^-p$ events and determined their distribution over the relevant missing mass squared range for π^+ and π^- . The blue curves in Fig. 19 show the 2π event contributions and the green curves represent the 3π event contributions. The exclusivity cuts provide good isolation of the $\pi^+\pi^-p$ events with the following contributions from the 3π events: $\sim 3\%$ for the missing π^+ topology and $\sim 4\%$ for the missing π^- topology.

5.4 Summary of $ep \rightarrow e'p\pi^+\pi^-$ Experimental Conditions Study

The summary of the optimal run conditions for the $\pi^+\pi^-p$ final state is given in Table 1 for our two beam energies of $E_b=6.6$ GeV and 8.8 GeV with a torus operating current of $I = -3375$ A. The columns labeled “Eff. %” represent the CLAS12 acceptance factors for different particles detected in the final state. The table also lists the minimum Q^2 possible. Finally, the columns labeled $\sigma(W_e)$ and $\sigma(W_h)$ represent the hadron mass resolution for the electron scattering and hadron kinematics, respectively, detailed in Section 5.3.

The kinematic coverage in terms of the ϕ versus θ distributions for the final state hadrons is shown in Fig. 20 for all final state hadrons detected, a beam energy of 6.6 GeV, and a torus current $I = -3375$ A. The vertical strips at $\theta \sim 35^\circ$ in all plots of Fig. 20 correspond to the detector gap between the CLAS12 Forward Detector and Central Detector. Since a reversed

Energy) (GeV)	Torus (A)	Eff. (%) all rec.	Eff. (%) π^+ miss	Eff. (%) π^- miss	Eff. (%) p miss	Q_{min}^2 (GeV 2)	$\sigma(W_e)$ (MeV)	$\sigma(W_h)$ (MeV)
6.6	-3375	8.7	13.8	11.5	13.1	0.05	26	10
8.8	-3375	8.3	12.7	10.6	12.1	0.13	33	10

Table 1: Comparison of the optimal run conditions for the $\pi^+\pi^-p$ channel for $E_b=6.6$ GeV and 8.8 GeV with the torus setting of $I = -3375$ A. See text for explanation of the different columns.

torus magnetic field was chosen, the low angle area is better populated for negatively charged particles (π^-).

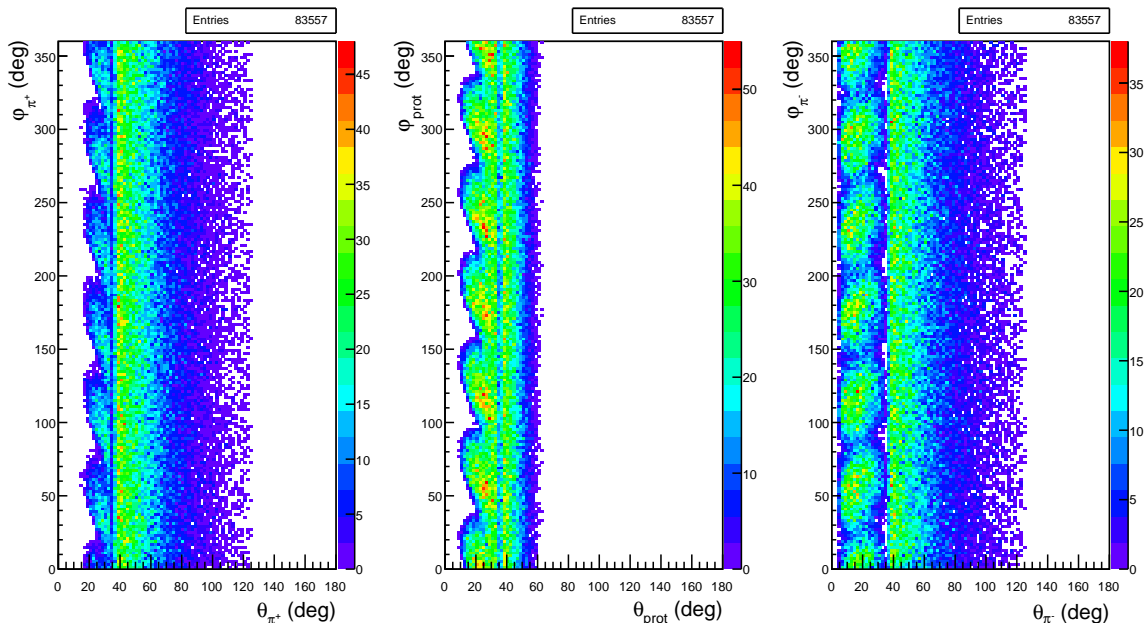


Figure 20: Laboratory ϕ vs. θ distributions for the final state hadrons π^+ (left), p (middle), and π^- (right) for reconstructed Monte Carlo events with $E_b=6.6$ GeV and a torus current $I = -3375$ A.

6 Simulations for the $K^+\Lambda$ and $K^+\Sigma^0$ Final States

6.1 K^+Y Event Generator

The $ep \rightarrow e'K^+Y$ event generator is based on model cross sections. The models for the $K^+\Lambda$ [12] and $K^+\Sigma^0$ [61] channels describe KY electroproduction in the framework of a Regge-Plus-Resonance (RPR) approach developed by the Ghent group. The resonance contributions in the s -channel are described with the help of an effective-Lagrangian approach and the background part of the amplitude is modeled in terms of t -channel Regge-trajectory exchanges.

A comparison of the fully integrated model cross section with data from CLAS is shown in Fig. 21. The cross sections are presented as a function of Q^2 for a given W bin centered

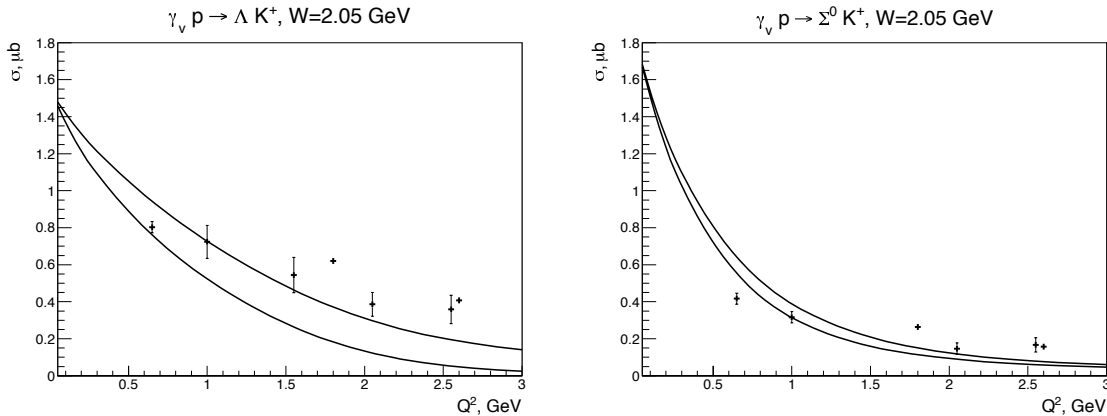


Figure 21: Integrated cross section for $K^+\Lambda$ (left) and $K^+\Sigma^0$ (right) from CLAS measurements as a function of Q^2 at $W = 2.05$ GeV [65, 67]. The cross sections at $Q^2 = 0.65$ GeV² are measured at a beam energy of 2.567 GeV and the cross sections at $Q^2 = 1.8$ GeV² and 2.6 GeV² are measured at a beam energy of 5.5 GeV. All other Q^2 points correspond to a beam energy of 4.056 GeV. The RPR model calculations [12, 61] are shown for $E_b=2.567$ GeV (upper curve) and $E_b=5.5$ GeV (lower curve).

at $W = 2.05$ GeV. The differential cross sections for representative bins of Q^2 and W are shown in Figs. 22 and 23. The model reproduces the experimental data for 0.65 GeV² < Q^2 < 1.5 GeV², while it considerably underestimates the cross section for $Q^2 > 1.5$ GeV². This underestimation is especially notable in the $K^+\Sigma^0$ channel for high Q^2 and low W . This discrepancy is not of serious concern since the kinematic region of interest for this proposal is at low Q^2 . However, we do have to rely solely on a model for the low Q^2 K^+Y cross sections as there are no experimental data available below $Q^2=0.65$ GeV². We can see in Figs. 22 and 23 that the model reasonably reproduces the general features of the sharp cross section growth at large $\cos\theta_K^*$ for $Q^2 > 1.5$ GeV² and $W > 2.0$ GeV. The data included in Figs. 22 and 23 are CLAS results from Refs. [65, 67]. The RPR model predictions shown here are based on the RPR-2011 version for the $K^+\Lambda$ final state and the RPR-2007 version for the $K^+\Sigma^0$ final state. More detailed comparisons of these models with the available CLAS data for the differential cross sections, separated structure functions, and induced and transferred polarizations are given in Refs. [63, 64, 65, 66, 67].

6.2 Acceptances for $ep \rightarrow e'K^+\Lambda$

In Fig. 24 we show the angular distributions of all final state particles for $E_b=6.6$ GeV obtained with a torus current of $I = -3375$ A. We see qualitatively the same behavior for the K^+Y distributions as for the $p\pi^+\pi^-$ final state (see Fig. 20), namely that outbending electrons generated in a W interval from the $K^+\Lambda$ threshold at 1.6 GeV to 3.5 GeV and scattering angles $\theta_e \geq 2^\circ$ are detected in the FT and then in the CLAS12 Forward Detector calorimeters starting at about 5° . Our acceptance studies showed that the acceptance for outbending electrons is a factor of two larger than for the inbending field configuration. We also note that there exists a polar-angle band at $\theta \approx 35^\circ$ where the acceptance is depleted due to the partially blind transition region between the CLAS12 Forward and Central Detector systems. The twisting pattern seen in the accepted p and K^+ plots is due to the azimuthal

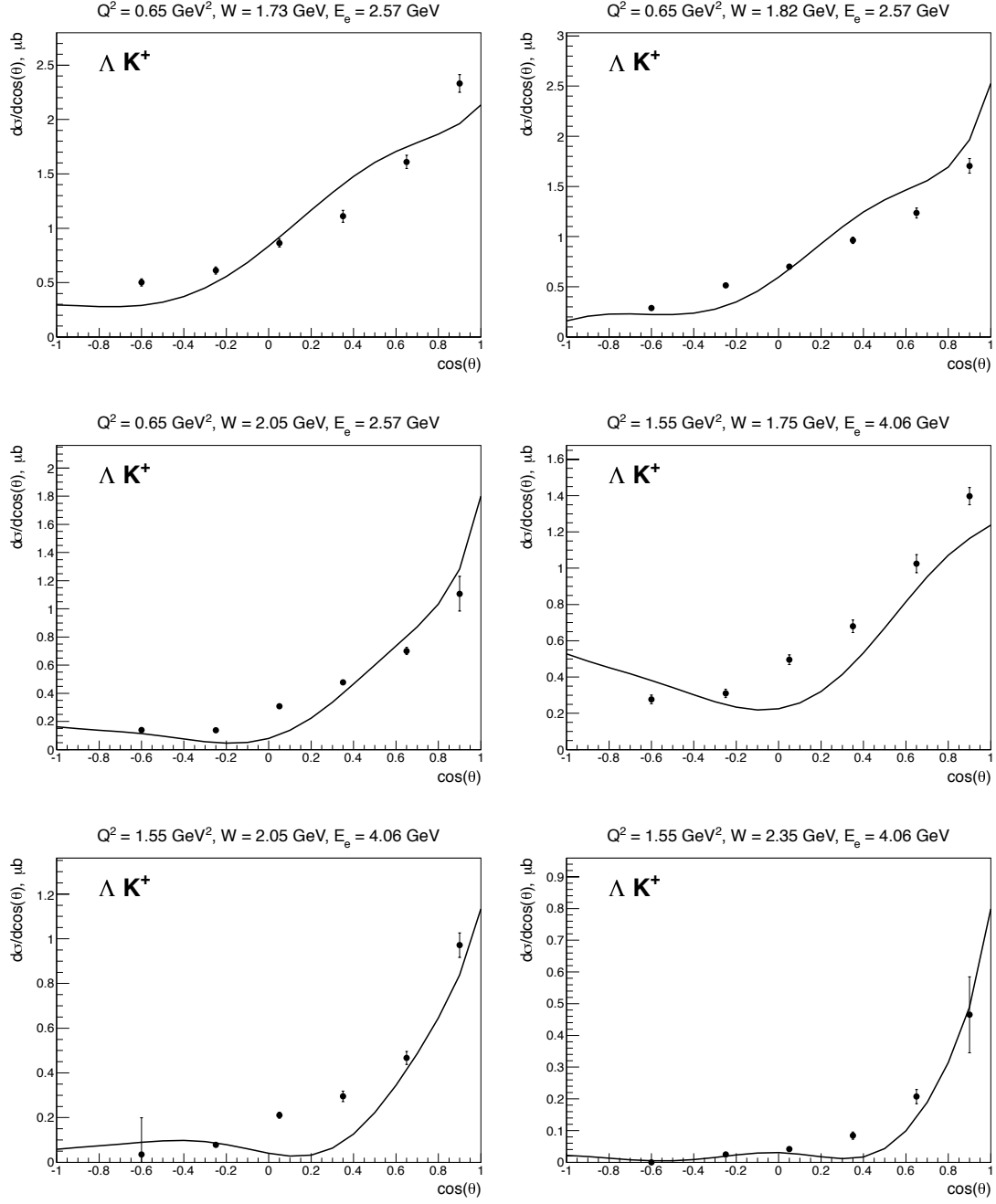


Figure 22: Differential cross sections for the $K^+ \Lambda$ channel as a function of $\cos \theta_K^*$ from CLAS measurements in various Q^2 and W bins for two beam energies ($E_b=2.57 \text{ GeV}$ and 4.06 GeV) [65, 67] compared to the RPR-2011 model predictions [12].

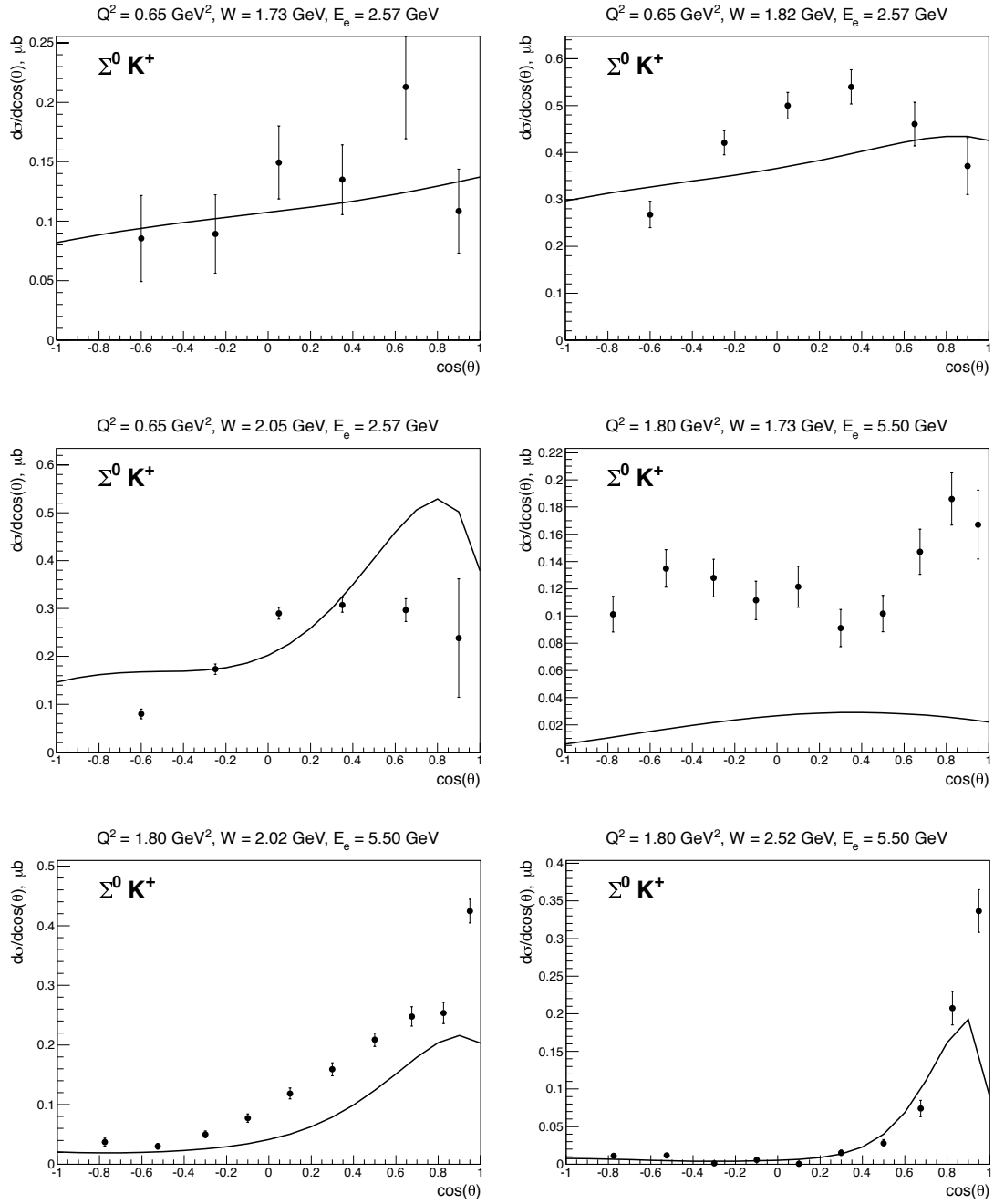


Figure 23: Differential cross sections for for $K^+\Sigma^0$ channel as a function of $\cos\theta_K^*$ from CLAS measurements in various Q^2 and W bins for two beam energies ($E_b=2.57 \text{ GeV}$ and 5.5 GeV). [65, 67] compared to the RPR-2007 model predictions [61].

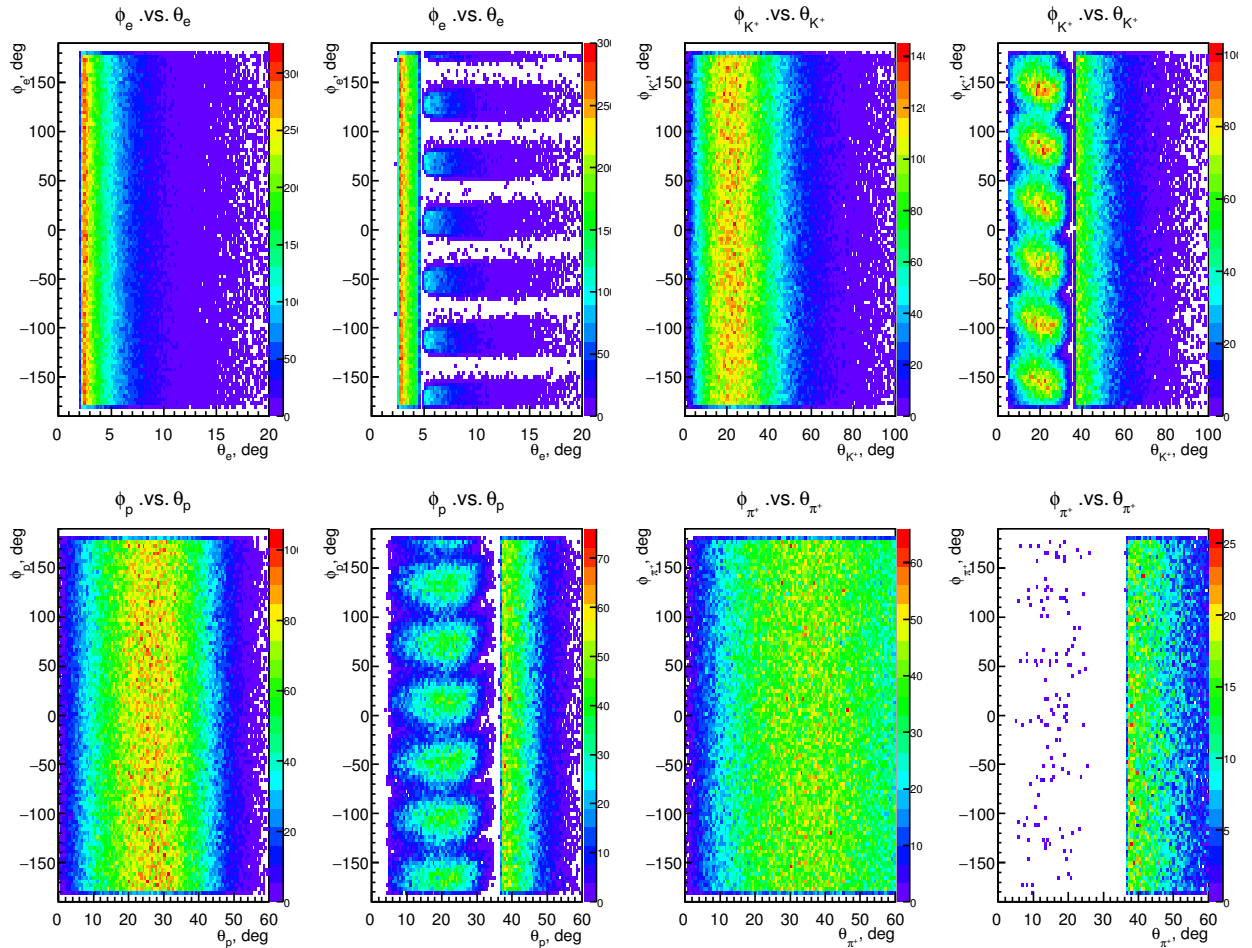


Figure 24: Azimuthal versus polar angles of generated (first, third columns) and accepted events (second, fourth columns) for electrons (upper left), K^+ (upper right), p (lower left), and π^- (lower right). The events were generated for $E_b=6.6$ GeV in a W range from 1.6 GeV to 3.5 GeV. The torus current was set to $I = -3375$ A, which bends negatively charged particles away from the beamline.

motion of the charged tracks in the strong central solenoid field that generates an azimuthal “kick” that depends on the production angle and particle momentum. The pattern for the π^- is different as they have on average much lower momenta and their migration in ϕ is larger and more diffuse.

6.3 Run Conditions

We are proposing to search for hybrid states at low Q^2 , where the accessible range of Q^2 depends on the beam energy and torus current. Another issue that affects the selection of the optimal run condition is that we need good particle momentum resolution to be able to separate the $K^+\Lambda$ and $K^+\Sigma^0$ electroproduction channels and the best resolution is achieved with larger torus currents. The $K^+\Lambda$ and $K^+\Sigma^0$ channel separation is based on cuts on the reconstructed $e'K^+$ missing mass. For this purpose the final state K^+ must be detected. The detection of the p or π^- from the Λ decay is required in order to measure the induced and transferred polarizations of the hyperons. Thus, we have to use topologies where the final

state electron, the K^+ , and at least one of the other hadrons (p or π^-) is detected. Previous measurements of these hyperon polarization components extracted from CLAS data are given in Refs. [62, 63].

The run condition studies were performed with the CLAS12 FASTMC program. Table 2 summarizes the minimum Q^2 coverage for the K^+Y final states at $E_b=6.6$ GeV and 8.8 GeV for a torus current of $I = -3375$ A. As already mentioned in Section 4.3, the optimal running conditions correspond to data collection with a large negative torus current, where the maximal $K^+\Lambda$ and $K^+\Sigma^0$ separation is achieved and the gap in the Q^2 coverage between the FT and the CLAS12 Forward Detector calorimeters is the smallest. Studies of the reconstructed $e'K^+$ missing mass combining the data for the $K^+\Lambda$ and $K^+\Sigma^0$ channels for different beam energies and torus field strength are shown in Figs. 25 and 26. Clearly the data collection at the highest possible torus field settings, corresponding to the best charged particle momentum resolution, is optimal for separation of the KY reaction channels.

E_b , GeV	Torus Current, A	Q^2_{min} , GeV ²
6.6	-3375	0.05
8.8	-3375	0.1

Table 2: Minimal achievable Q^2 (Q^2_{min}) for $E_b=6.6$ GeV and 8.8 GeV and a torus current of $I = -3375$ A for the $K^+\Lambda$ and $K^+\Sigma^0$ final states.

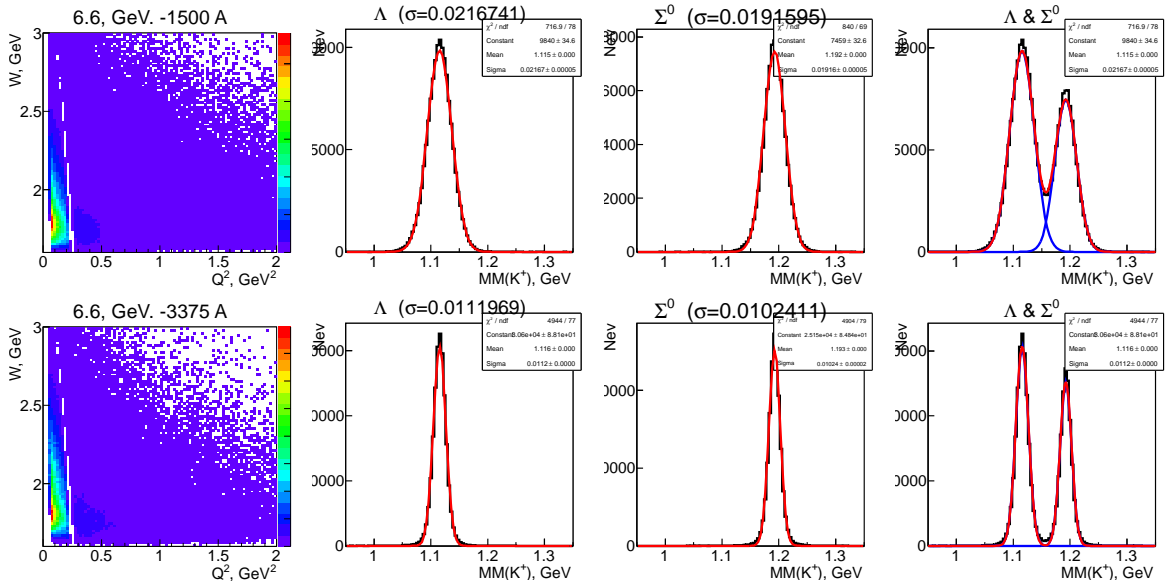


Figure 25: Simulations at $E_b=6.6$ GeV. The left column shows the W versus Q^2 distributions and the next three columns show the $e'K^+$ missing mass. The top row of plots use a torus current setting of $I = -1500$ A and the bottom row of plots use a torus current setting of $I = -3375$ A. The right column shows the combined $K^+\Lambda$ and $K^+\Sigma^0$ overlap histograms (no background included) demonstrating the advantage of high CLAS12 torus currents.

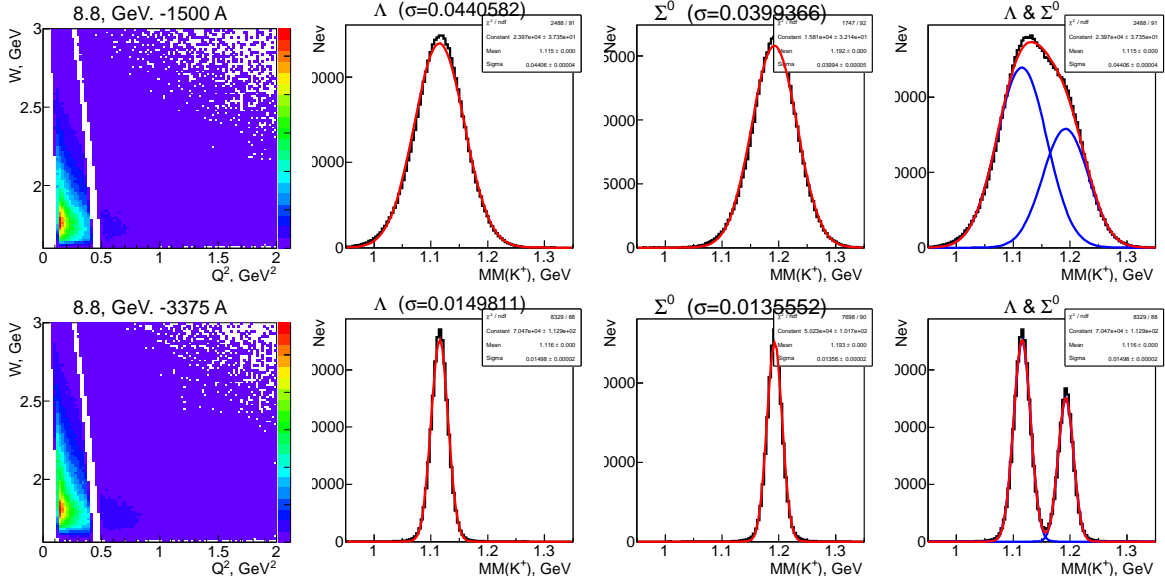


Figure 26: Simulations at $E_b=8.8$ GeV. The left column shows the W versus Q^2 distributions and the next three columns show the $e'K^+$ missing mass. The top row of plots use a torus current setting of $I = -1500$ A and the bottom row of plots use a torus current setting of $I = -3375$ A. The right column shows the combined $K^+\Lambda$ and $K^+\Sigma^0$ overlap histograms (no background included) demonstrating the advantage of high CLAS12 torus currents.

6.4 Count Rates for K^+Y

The expected total number of K^+Y electroproduction events in the reaction $ep \rightarrow e'K^+Y$ can be written as:

$$N = \mathcal{L} \cdot t \cdot \int \frac{d^5\sigma}{dE_e d\Omega_e d\Omega_K^*} dE_e d\Omega_e d\Omega_K^*, \quad (1)$$

where

- $\mathcal{L} = 1 \times 10^{35} \text{ cm}^{-2}\text{s}^{-1}$ is the expected CLAS12 operating luminosity
- t is the expected run time, and
- $\frac{d^5\sigma}{dE_e d\Omega_e d\Omega_K^*}$ is the cross section from Eq.(11) in Appendix A.

The integration in Eq.(1) is performed over the entire kinematic space and the event rate R is defined as $\frac{N}{t}$.

The integration in Eq.(1) can be done numerically. We use the same model cross sections for $d^2\sigma/d\Omega_K^*$ as was used in the event generator (see Section 6.1). The minimum achievable value of Q^2 in CLAS12 is determined by the forward hole, where high energy electrons cannot be detected. For both beam energies, Q^2 is greater than 0.05 GeV^2 (see Table 2), so we can integrate in Eq.(1) given that $Q^2 > 0.05 \text{ GeV}^2$. The calculated event rates R_Λ and R_{Σ^0} are presented in Table 3.

To account for the acceptance of CLAS12, a detailed simulation is needed. As we need to generate events in the entire kinematic space with $Q^2 > 0.05 \text{ GeV}^2$, the ratio of reconstructed

E_b , GeV	R_Λ , Hz	R_{Σ^0} , Hz
6.6	1500	1200
8.8	1400	1100

Table 3: Estimated $K^+\Lambda$ and $K^+\Sigma^0$ production rates for events with $Q^2 > 0.05$ GeV² for $E_b=6.6$ GeV and 8.8 GeV.

to generated events gives the averaged acceptance. Multiplying the event rates from Table 3 by that ratio, we obtain the event rates that account for the CLAS12 acceptance. An $ep \rightarrow e'K^+\Lambda \rightarrow e'K^+p\pi^-$ event is considered to be reconstructed if the electron and at least two hadrons have been detected. A trigger condition requiring at least two charged hadrons and an electron would select our channels of interest.

The accepted event rate calculations are presented in Table 4 for $E_b=6.6$ GeV and 8.8 GeV and a torus current $I = -3375$ A, taking into account the branching ratio for the Λ decay into $p\pi^-$ (64%). A rough estimate suggests that the KY exclusive channel contribution is about 1% with respect to the two and three pion events, which are expected to dominate the events that have an electron and at least two charged hadrons in the final state. The maximal total event rate is therefore expected to be ≈ 25 kHz for the trigger condition described above.

E_b , GeV	Torus Current A	R_Λ , Hz
6.6	-3375	70
8.8	-3375	50

Table 4: Estimated event rates for the $ep \rightarrow e'K^+\Lambda \rightarrow e'K^+p\pi^-$ channel for $E_b=6.6$ GeV and 8.8 GeV for a torus current $I = -3375$ A for the trigger condition where the electron and two hadrons (one of which is the K^+) are required to be detected in CLAS12.

6.5 Expected K^+Y Total Event Rates

At the very forward electron scattering angles, electron rates will be very high and may exceed the capabilities of the data acquisition system. Therefore additional constraints are needed to define an optimal trigger configuration to enrich the sample with final state topologies that might be expected for the hybrid baryon candidates and to reduce the total acquisition rate. For our initial running program, we therefore consider a trigger for the hadronic final states with at least two charged particles. This will cover final states such as $K^+\Lambda \rightarrow K^+p\pi^-$, $p\pi^+\pi^-$, $p\phi \rightarrow pK^+K^-$, and $p\eta' \rightarrow p\pi^+\pi^-\eta$. For realistic rate estimates, projections of the hadronic coupling strengths of the hybrid baryons are needed, which are currently not available. In addition, a single charged hadron trigger will be incorporated with a pre-scaling factor for the FT, which in parallel will collect events with a single charged hadron in the final state, i.e. π^+n , $p\pi^0$, $K^+\Lambda$, and $K^+\Sigma^0$, among others.

The nominal operating luminosity of CLAS12 is expected to be $\mathcal{L} = 1 \times 10^{35}$ cm⁻²s⁻¹. This corresponds to a production rate of 70 Hz (for $K^+\Lambda$) and about 50 Hz (for $K^+\Sigma^0$)

for $E_b=6.6$ GeV at a torus current of $I = -3375$ A for Q^2 in the range from 0.05 GeV² to 2.0 GeV². For a 50 day run at the nominal luminosity, the total number of $K^+\Lambda$ events is estimated to be 3.0×10^8 and the number of $K^+\Sigma^0$ events to be 2.2×10^8 . The lowest event rate is expected for high Q^2 and high W . For the kinematics with the lowest statistics, e.g. $2.0 \leq Q^2 \leq 2.5$ GeV² and $2.675 \leq W \leq 2.700$ GeV, a total number of 3.3×10^5 $K^+\Lambda$ events and 1.8×10^5 $K^+\Sigma^0$ events is expected. While these rates seem to be very large, it is shown in Section 7 and Section 8 that they are necessary for the positive identification of potential hybrid baryon states. This high statistics is thus essential, and the transverse and longitudinal photon polarization that is inherent in electron scattering will provide amplitude interference that could be expected to enhance the resonant signal.

7 Data Analysis and Quasi-Data

7.1 Event Selection

Electrons will be detected both in the Forward Tagger (FT) and in the CLAS12 Forward Detector (FD). Electrons measured in the FD can be identified at scattering angles above 5° in the High Threshold Cherenkov Counter (HTCC) and in the PCAL and EC calorimeters. For electrons detected in the FT at low Q^2 , the electron rate is very high and completely dominates the event rate in the FT calorimeter and hodoscope. To keep the trigger rate low enough to be compatible with the data acquisition capabilities, a coincidence between a signal in the FT and two hadrons in CLAS12 may be used in addition to the main CLAS12 trigger, where at least two charged particles are detected.

Charged hadrons (π^\pm , K^\pm , and p) will be tracked in the drift chambers and micromegas in the FD, and in the silicon tracker and barrel micromegas at large angles in the CD. At all angles, charged particle identification is provided in the CLAS12 time-of-flight detector systems. Photons and neutrons are detected at forward angles in the electromagnetic calorimeters (PCAL, EC, FT) and neutrons at large angles are detected in the Central Neutron Detector (CND).

7.2 Event Reconstruction

The event reconstruction software has been designed and developed to be deployed within the so-called *ClARA* framework, a Service Oriented Architecture framework for data processing. The reconstruction software suite consists of a chain of services that can be deployed within *ClARA*. The services for each detector component are compiled as java archive (JAR) plugins that are included in the complete CLAS12 software release package *coatjava*. The CLAS12 reconstruction software reconstructs, on an event-by-event basis, the raw data coming from either simulation or the detectors to provide physics analysis output such as track parameters and particle identification. The package provides scripts that can be launched on the JLab computing farm to process the data, as well as a framework to do event analysis using the flexible scripting language *Groovy*. The documentation for the *coatjava* package is available on the CLAS12 webpage [72]. For acceptance and efficiency studies, events are generated using the GEANT-4 Monte Carlo simulation application GEMC. Detailed documentation of the detectors included in the simulation and of the various settings used to set the simulation

parameters according to physics, backgrounds, and magnetic field configurations is available from the GEMC webpage [71]. An example of a simulated event for the reaction $ep \rightarrow e'K^+\Lambda \rightarrow e'K^+p\pi^-$ is shown in Fig. 27.

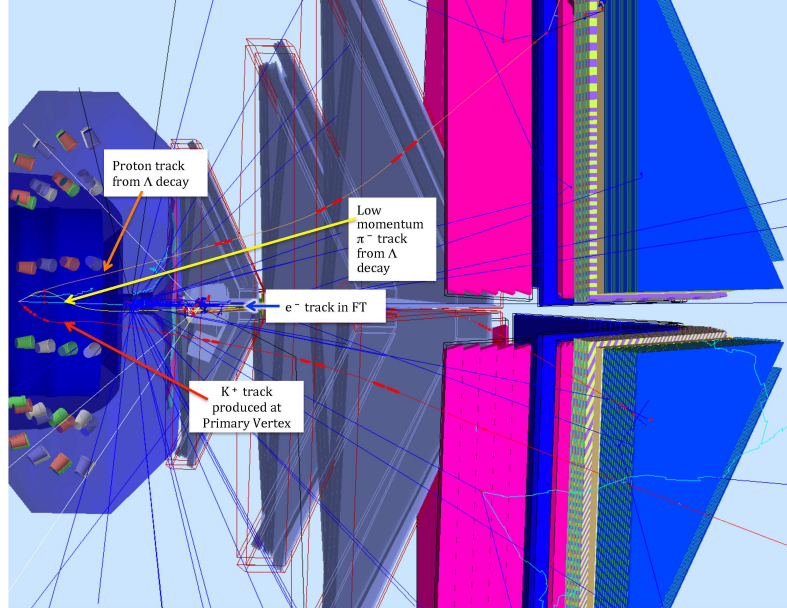


Figure 27: GEMC display of an $ep \rightarrow e'K^+\Lambda (\Lambda \rightarrow p\pi^-)$ event as seen in CLAS12. The straight tracks are low energy photons generated in secondary background processes.

The studies for this proposal were carried out using FASTMC. These studies will be redone when the reconstruction software and GEMC development are sufficiently advanced, which is anticipated before the end of summer 2016. However, comparisons of simulation studies carried out with the FASTMC program and the present version of the GEMC and reconstruction software package show more than reasonable correspondence. These comparisons provide us with confidence in the veracity of our acceptance and rate studies for this proposal.

7.3 Extracting Cross Sections and Normalized Yields

After the raw data have been subjected to the CLAS12 event reconstruction software package, we intend to extract differential cross section for all processes with two-body final states, e.g. KY , $N\pi$, $p\eta$, $p\eta'$, and $p\phi$, using the CLAS12 GEMC GEANT-4 Monte Carlo to fully understand the acceptances for these processes at the accuracy level required for the partial wave analysis. As for all electroproduction data, the raw cross sections will be subjected to radiative corrections in order to extract the final differential cross sections. The radiative correction procedure for exclusive processes is well established [78], and has been used in all of the analyses of the CLAS electroproduction cross sections. As has been recently demonstrated [51], radiative corrections are very important for the analysis of exclusive processes in terms of resonance excitations as they affect both the polar and azimuthal angular dependencies. This is particularly important in the extraction of the separated U , LT , and TT structure functions from the differential cross sections, which involves a ϕ^*

moment analysis (see e.g. Refs. [51, 65, 67]). Further development in radiative correction procedures based on realistic estimates of the hadronic tensors for the studies of exclusive processes is in progress [79].

For the three-body final states, such as $p\pi^+\pi^-$ and $p\eta\pi^0$, in addition to extracting differential and integrated cross sections, we also will consider event-based analysis techniques, where the acceptances will be assigned to each event and acceptance weighted events will be subjected to a maximum-likelihood fitting procedure. This procedure preserves the full correlations among the final state particles.

7.4 Modeling Hybrid Baryon Contributions to KY and $\pi^+\pi^-p$

To prove the feasibility of our ability to observe hybrid baryons, we have studied the effect of implementing the contribution of the lightest hybrid state in the differential cross sections for exclusive $K^+\Lambda$, $K^+\Sigma^0$, and $\pi^+\pi^-p$ electroproduction off the proton. For the hybrid baryon mass range and spin-parity, we have considered LQCD evaluations [6] that predict the lightest hybrid baryons in a mass range from 2.5 GeV to 2.7 GeV with spin-parity either $J^P = \frac{1}{2}^+$ or $J^P = \frac{3}{2}^+$ (see Fig. 1). However, these computations were carried out with a pion mass of 396 MeV. In order to make predictions for the minimum expected hybrid baryon mass that could be expected experimentally, we have used a value of 2.24 GeV, which is simply the sum of the nucleon mass (0.938 GeV) and the gluon mass from Ref. [6] (1.3 GeV).

Therefore, we have modeled the hybrid baryon contributions considering states of spin-parity $J^P = \frac{1}{2}^+$ and $J^P = \frac{3}{2}^+$ in the mass range from 2.1 GeV to 2.3 GeV. Eventually we used the central value of 2.2 GeV for the hybrid state mass. According to the RPP14 results [1] on the resonance parameters in the mass range around 2.0 GeV, we adopted for the hybrid baryon total decay width a range from 200 MeV to 300 MeV. For the hybrid branching ratio (BR) to KY we employed a value of 5%. Recent studies of the CLAS data on $\pi^+\pi^-p$ electroproduction [29] demonstrated that many of the nucleon resonances in the mass range above 1.6 GeV decay preferentially to the $N\pi\pi$ final state, with most having branching ratios to the $N\pi\pi$ final state above 40%. We therefore chose for the hybrid baryon branching ratio to the $N\pi\pi$ final state a value of 50%.

The differential cross sections without hybrid contributions (Model A) were computed from the amplitudes of the RPR model [12, 61] for the KY exclusive channels and from the JM model [11, 13, 29, 36, 73, 74] for the $\pi^+\pi^-p$ exclusive channel. Both models contain the contributions from four star resonances and the non-resonant mechanisms added-up coherently:

- in the case of the KY channel we considered as a reference the RPR model referred to as RPR-2011 [12, 80], in which the Reggeized non-resonant amplitudes and the contributions from the established N^* states have been used to describe both KY photo- and electroproduction. The RPR web-site [81] provides the full set of KY amplitudes and photo-/electroproduction observables off the proton.
- in the case of the $\pi^+\pi^-p$ channel, we considered the coherent superposition of eight meson-baryon channels and direct 2π -production mechanisms described in Section 3.3 with the contributions to the $\pi\Delta$ and ρp meson-baryon channels from all four star resonances with observed decays to the $N\pi\pi$ final state [11, 13, 29, 36, 73, 74].

In the evaluation of the cross sections accounting for the hybrid contribution (Model B), the hybrid resonance amplitude was added coherently to the aforementioned amplitudes of KY and $\pi^+\pi^-p$ electroproduction. The full details on the form of the amplitudes for the KY and $\pi^+\pi^-p$ exclusive channels are included in Appendix C. The differential cross sections were computed from the amplitudes of Eq.(36) for the KY electroproduction employing the relations from Refs. [12, 61] and for the $\pi^+\pi^-p$ electroproduction employing the relations from Ref. [11]. In order to examine the feasibility of observing a hybrid baryon signal, we have computed the differential cross sections for the aforementioned exclusive channels in Model A (without hybrid) and Model B (with hybrid). The computations within Model B were carried out with variable values of the hybrid baryon electrocouplings. For the statistical uncertainties expected in the experimental data, we compared the cross sections in Model A and Model B and determined the minimal values of the hybrid baryon electrocouplings above which the difference between the cross sections become statistically significant.

In our approach we compared the differential cross sections with and without the hybrid point-by-point in several bins over Q^2 and within the interval $2.1 \text{ GeV} < W < 2.3 \text{ GeV}$. In this way, we established the minimal values of the hybrid electroexcitation amplitudes at different Q^2 above which the signal from the hybrid will be statistically significant and therefore can be observed in the data. For comparison of the differential cross sections computed in Models A and B, we are using $\chi^2/d.p.$ as a measure for the evaluation of the statistical significance of the cross section difference. In the extraction of the resonance electrocouplings from the $N\pi$ and $\pi^+\pi^-p$ electroproduction data measured with CLAS, the data description within the reaction model was treated as acceptable for $\chi^2/d.p. < 3$. Therefore, we consider the hybrid signal as statistically significant if the comparison of the differential cross sections computed within Models A and B results in $\chi^2/d.p. > 4$. In this way we take into account any systematic uncertainties related to the use of the reaction model of limited accuracy in reproducing the experimental data.

7.5 Threshold Values for Hybrid Baryon Couplings in $\pi^+\pi^-p$

In order to examine the feasibility to observe a signal from a hybrid baryon in exclusive $\pi^+\pi^-p$ electroproduction, we have computed the following four one-fold differential cross sections:

- invariant mass distributions $d\sigma/dM_{\pi^+\pi^-}$ and $d\sigma/dM_{\pi^+p}$ for two pairs ($\pi^+\pi^-$ and $p\pi^+$) of the final state particles;
- angular distributions $d\sigma/d(-\cos\theta_{\pi^-})$ for the final state π^- in the CM frame;
- angular distributions $d\sigma/d\alpha_{[p'\pi^+][p\pi^-]}$ over the rotational angle α of the plane composed by the three-momenta of the final state p' and π^+ around the direction of the π^- momentum in the CM frame with respect to the plane composed by the three momenta of the initial p and the final π^- .

Each of these cross sections was computed at $Q^2=0 \text{ GeV}^2$, 0.65 GeV^2 , and 1.30 GeV^2 by integrating the five-fold differential $\pi^+\pi^-p$ cross sections as described in Ref. [29]. The five-fold differential $\pi^+\pi^-p$ cross sections were obtained from the amplitudes of the JM model with (Model A) and without the hybrid state (Model B), employing the relations between the

amplitudes and the five-fold differential cross sections from the Appendices of Ref. [11]. The implementation of the hybrid baryon into the full amplitude of the JM model was outlined in Section 7.4. The computations of the one-fold differential cross sections within Model A were carried out for a hybrid baryon of spin-parity $J^P = \frac{1}{2}^+$, with the hadronic parameters described in Section 7.4 and for variable values of the $A_{1/2}(Q^2)$ hybrid electrocouplings in the range from 0 GeV^{-1/2} to 0.150 GeV^{-1/2} with $S_{1/2}(Q^2) = 0$.

The hybrid baryon signal should be seen in the difference of the one-fold differential cross sections computed with and without the hybrid. The statistical significance of the signal is quantified in terms of $\chi^2/d.p.$ estimated as:

$$\chi^2/d.p. = \frac{1}{N_{d.p.}} \sum_{W_i} \sum_{\substack{X=m_{\pi^+\pi^-}, m_{\pi^+p}, \\ \theta_{\pi^-}, \alpha_{\pi^-}}} \frac{\left(\frac{d\sigma_{nohyb}}{dX} - \frac{d\sigma_{hyb}}{dX}\right)^2}{\left(\varepsilon_{hyb} \frac{d\sigma_{hyb}}{dX}\right)^2}. \quad (2)$$

The $\frac{d\sigma_{hyb/nohyb}}{dX}$ values represent the one-fold differential cross sections with and without the hybrid contribution, while dX represent the differentials for the four one-fold differential cross sections listed above. We have assigned statistical uncertainties ε_{hyb} expected with the run conditions described in Section 5 to the differential cross sections of Model A, while the differential cross sections computed in Model B were treated as the fit curves known exactly from the model. Only the expected statistical uncertainties are included into the evaluation of the statistical significance of the one-fold differential cross section differences in Eq.(2). The internal sum runs over all of the quasi-data points of the four one-fold differential cross sections, computed in each bin of W and Q^2 on the grid consisting of 16 (12) bins over the final state hadron invariant masses and 14 (6) bins over the CM angles θ_{π^-} and α_{π^-} for the photoproduction (electroproduction) reaction. The external sum in Eq.(2) runs over all 25-MeV-wide W bins from 2.1 GeV to 2.3 GeV. The total number of the quasi-data points $N_{d.p.}$ involved in the studies at each Q^2 point is equal to 420 for photoproduction and 252 for electroproduction.

The statistical uncertainties of the one-fold differential cross sections with the hybrid state were chosen to be the following: 1.2% at $Q^2 = 1.3$ GeV², 0.8% at $Q^2 = 0.65$ GeV², and 0.5% at $Q^2=0$ GeV². The statistical uncertainties at $Q^2=1.3$ GeV² were estimated based on the comparison with the statistical uncertainties of the data from our previous CLAS experiment collected at the bin centered at $Q^2=1.3$ GeV² [50]. The statistical uncertainties of the expected data were estimated accounting for the differences between the integrated luminosity of both experiments and the ratio of the efficiencies for the topology with two of the three final state hadrons detected. The statistical uncertainties for the data in the other two Q^2 bins were obtained by multiplying the uncertainties at $Q^2=1.3$ GeV² by the root square from the ratio of the fully integrated cross sections at the given Q^2 value to that at $Q^2=1.3$ GeV².

The $\chi^2/d.p.$ values were evaluated independently for the different values of the $A_{1/2}$ electrocouplings in each of the three Q^2 bins. As explained in Section 7.4, we assumed that the hybrid signal will be statistically significant if $\chi^2/d.p. > 4$, taking into account the final accuracy of the reaction models in reproducing the experimental data. The minimal absolute values of the hybrid $A_{1/2}(Q^2)$ electrocouplings obtained in this way, above which the signal from the hybrid becomes statistically significant in the data on the four one-fold $\pi^+\pi^-p$ differential cross sections, are listed in Table 5. The electrocoupling values that make

the hybrid signal statistically significant are comparable with those for most conventional nucleon resonances. Therefore, the proposed experiment offers a promising prospect for the observation of any new hybrid baryon states in the exclusive $\pi^+\pi^-p$ electroproduction reaction assuming hybrids have similar electrocouplings.

Q^2 (GeV ²)	0.	0.65	1.3
$A_{1/2} \times 10^{-3}$ (GeV ^{-1/2})	22	20	11

Table 5: Threshold values for the $A_{1/2}$ electrocouplings for a statistically distinguishable hybrid state signal assuming 50 days of beam time at $E_b=6.6$ GeV.

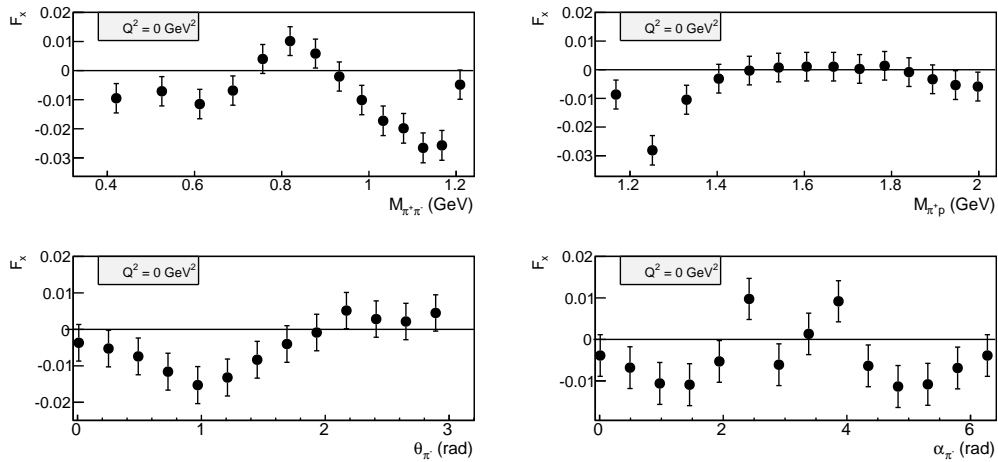


Figure 28: The ratio F_x for the relative differences between the four one-fold differential $\pi^+\pi^-p$ cross sections at $Q^2=0$ GeV² computed with and without a hybrid baryon contribution for 50 days of beam time.

Representative examples for the ratio F_x of the difference between the one-fold differential cross sections estimated in Models A and B over the differential cross section from Model A are shown in Figs. 28, 29, and 30 at $W=2.19$ GeV for $Q^2=0$ GeV², 0.65 GeV², and 1.3 GeV². These ratios were obtained with the $A_{1/2}(Q^2)$ hybrid electrocoupling values listed in Table 5. Statistically significant signals from the hybrid baryon are evident in the kinematic dependencies of all four one-fold differential cross sections. The most pronounced signals from the hybrid are expected in the ρ peak in the $d\sigma/dM_{\pi^+\pi^-}$ mass distributions and in the two CM angular distributions. The ratio F_x for both angular distributions increases with Q^2 , offering a promising opportunity to explore the Q^2 dependencies of the hybrid resonance in a relatively wide Q^2 range. This feature is of particular importance in order to establish the hybrid nature of any new baryon state based on a different Q^2 evolution of its electrocouplings compared to those for conventional qqq states.

Finally, we note that all estimates presented above for the feasibility of observing a hybrid signal are conservative. The conditions for hybrid baryon observation in exclusive $\pi^+\pi^-p$ electroproduction can be further improved by:

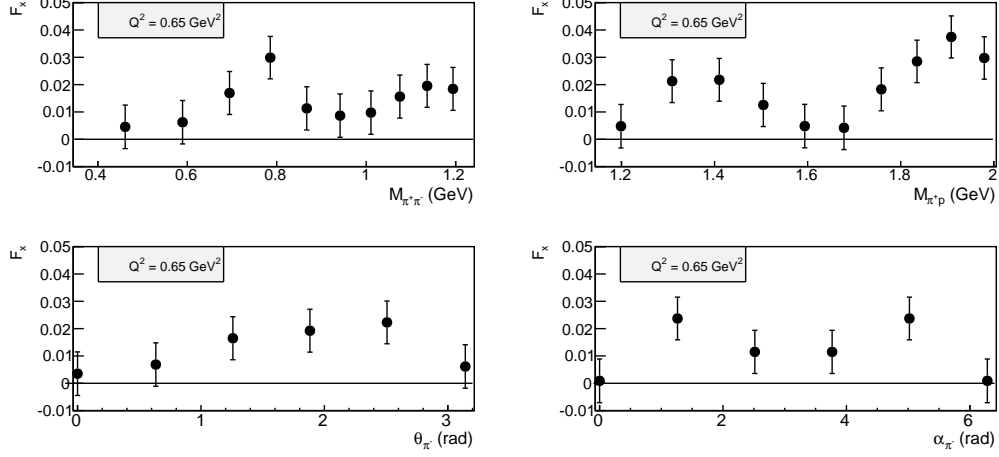


Figure 29: The ratio F_x for the relative differences between the four one-fold differential $\pi^+\pi^-p$ cross sections at $Q^2=0.65 \text{ GeV}^2$ computed with and without a hybrid baryon contribution for 50 days of beam time.

- collecting the $\pi^+\pi^-p$ events in a topology with only two final state hadrons detected in CLAS12, while the four-momenta of the third hadron is reconstructed from energy-momentum conservation. This topology is preferential for optimizing the counting rates but leads to worse resolution for the final hadron invariant mass W (see Fig. 18);
- incorporating into the physics analysis the LT , TT , and LT' interference structure functions for the exclusive $\pi^+\pi^-p$ electroproduction.

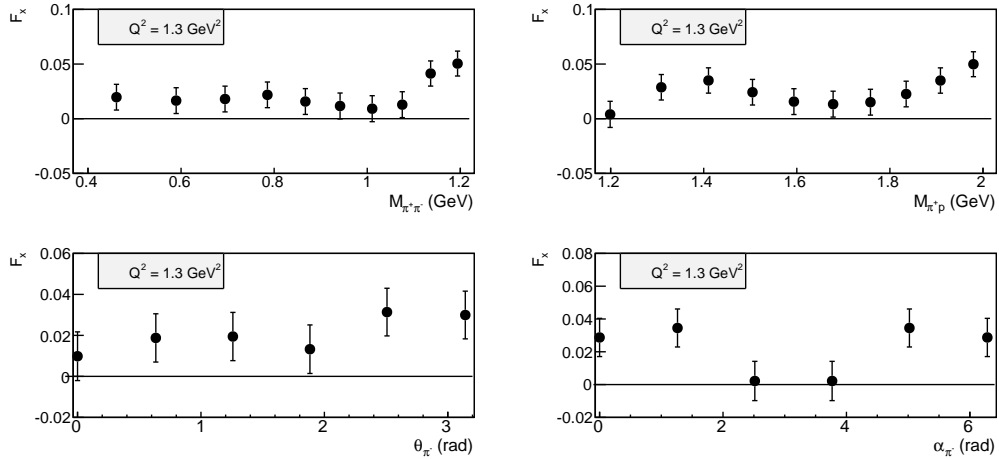


Figure 30: The ratio F_x for the relative differences between the four one-fold differential $\pi^+\pi^-p$ cross sections at $Q^2=1.30 \text{ GeV}^2$ computed with and without a hybrid baryon contribution for 50 days of beam time.

7.6 Threshold Values for Hybrid Baryon Couplings in KY

In order to examine the feasibility to observe the signal from a hybrid baryon in exclusive KY electroproduction, we computed the two-fold virtual photon differential cross sections $\frac{d^2\sigma}{d\Omega_K^*}$, where $d\Omega_K^*$ is the differential of the solid angle for K^+ emission in the CM frame $d\Omega_K^* = d(-\cos\theta_K^*)d\phi_K$. These cross sections were computed using the model without the hybrid state included (Model A) and with the hybrid state included (Model B). In both models for evaluation of the amplitudes the RPR model from Ghent was used [12, 61]. For the hybrid resonance parameters, we used a mass of 2.2 GeV, total decay width 0.25 GeV, and a 3% branching fraction for decays to the $K^+\Lambda$ final state. The contributions from hybrids of spin-parities $J^P = \frac{1}{2}^+$ and $J^P = \frac{3}{2}^+$ were simulated. The hybrid amplitude was computed in the convention of the JM model and converted to the Ghent model conventions. The full Model A amplitudes were computed for the RPR model conventions employing Eq.(36). The $K^+\Lambda$ cross sections were computed from the Model A and B amplitudes employing the relations between the amplitudes and cross sections from Refs. [12, 61]. Note that $\frac{d^2\sigma}{d\Omega_K^*}$ differential cross sections were determined by the contributions from both the unpolarized structure function and the interference LT and TT structure functions. In our studies of the hybrid manifestation, the interference effects between the amplitudes of different photon polarizations were taken into account.

In order to identify the candidate hybrid state, we examined the difference between two-fold differential virtual photon $K^+\Lambda$ cross sections $\frac{d^2\sigma_A}{d\Omega_K^*}$ and $\frac{d^2\sigma_B}{d\Omega_K^*}$ computed in Model A (without hybrids) and Model B (with hybrid), respectively. The statistical significance of this difference can be quantified in terms of the following $\chi^2/d.p.$ value:

$$\chi^2/d.p. = \frac{1}{N_{d.p.}} \sum_{W, \cos(\theta_K^*), \phi_K} \frac{\left(\frac{d^2\sigma_A}{d\Omega_K^*} - \frac{d^2\sigma_B}{d\Omega_K^*} \right)^2}{\delta^2}. \quad (3)$$

The sum includes 24 bins over both θ_K^* and ϕ_K in each bin of W and Q^2 . The W value in Eq.(3) runs from $M_R - \Gamma_R/2$ to $M_R + \Gamma_R/2$ or from 2.1 GeV to 2.3 GeV with a bin width of 20 MeV. Only statistical contributions were taken into account in the evaluation of the uncertainties δ in Eq.(3):

$$\begin{aligned} \delta^2 &= p^2 \left(\frac{d^2\sigma_A}{d\Omega_K^*} + \frac{d^2\sigma_B}{d\Omega_K^*} \right) \\ p &= \frac{\sqrt{N(W, Q^2, \theta_K^*, \phi_K)}}{N(W, Q^2, \theta_K^*, \phi_K)}. \end{aligned} \quad (4)$$

Here, the statistical uncertainties δ were estimated as the percentage p from the computed cross sections. The values of p in the four dimensional bin of $(W, Q^2, \theta_K^*, \phi_K)$ were determined by the number of $K^+\Lambda$ exclusive events $N(W, Q^2, \theta_K^*, \phi_K)$ collected in the bin. The bin populations were computed starting from the number of total collected $K^+\Lambda$ events estimated for the run conditions described in Section 6.4. The bin populations were determined by using the event generator that employs the RPR model for the description of the event distribution over the reaction phase space. The CLAS12 acceptance was taken into account in the evaluation of the bin populations using FASTMC.

$Q^2, \text{ GeV}^2$	$J_R = \frac{1}{2}$		$J_R = \frac{3}{2}$		
	$A_{1/2}$	$S_{1/2}$	$A_{1/2}$	$A_{3/2}$	$S_{1/2}$
0.1	9.5	9.5	13	8.5	8.5
0.5	14	16	15	15	10
1.0	13	19	14	14	7.5

Table 6: The minimal values of the electrocouplings for $E_b=6.6$ GeV and torus current $I = -3375$ A with 50 days of beam time for the resonances with $J = \frac{1}{2}$ and $\frac{3}{2}$. $A_{1/2}$, $A_{3/2}$, and $S_{1/2}$ are in units of $10^{-3} \times \text{GeV}^{-1/2}$. When determining the minimal value of $A_{1/2}$ we varied only $A_{1/2}$, while setting the other electrocouplings to zero. The minimal values of $A_{3/2}$ and $S_{1/2}$ were obtained in the same way.

In order to determine the minimal hybrid electrocoupling values providing a statistically significant signal from the new state, we computed the $\chi^2/d.p.$ varying the values of the hybrid-candidate electrocouplings for the spin-parity assignments $J^P = \frac{1}{2}^+$ and $J^P = \frac{3}{2}^+$ in the following way. Each of three couplings $A_{1/2}(Q^2)$, $A_{3/2}(Q^2)$, and $S_{1/2}(Q^2)$ were varied in the range from $0.01 \text{ GeV}^{-1/2}$ to $0.03 \text{ GeV}^{-1/2}$, while the two others were set equal to zero. With the variable hybrid electrocouplings, the $\chi^2/d.p.$ values were computed independently in 10 Q^2 bins of 0.1 GeV^2 width in a range of photon virtualities from 0.05 GeV^2 to 1.05 GeV^2 .

We consider the signal from a candidate hybrid baryon state as statistically significant if $\chi^2/d.p. > 4$. The minimal values of $A_{1/2}$, $A_{3/2}$, and $S_{1/2}$ found in this way are presented in Tables 6 and 7 for $E_b=6.6$ GeV and 8.8 GeV. It was found that the minimal electrocoupling values have no pronounced dependence on the beam energy.

The minimal electrocoupling values listed in Tables 6 and 7 for the observation of a hybrid baryon turn out to be smaller than the photo-/electrocouplings of most regular nucleon resonances extracted from the photo- [37] and electroproduction data at Q^2 up to 1.0 GeV^2 [4] measured with CLAS. Note that the studies of exclusive photoproduction with CLAS have already revealed signals of eight new N^* states. Therefore, our estimates of the minimal electrocoupling values needed for hybrid baryon observation suggest very encouraging prospects for a hybrid baryon search in exclusive KY electroproduction.

$Q^2, \text{ GeV}^2$	$J_R = \frac{1}{2}$		$J_R = \frac{3}{2}$		
	$A_{1/2}$	$S_{1/2}$	$A_{1/2}$	$A_{3/2}$	$S_{1/2}$
0.2	12	11.5	15	11	10
0.5	18	20	20	21	13
1.0	16	21	16	17	9

Table 7: The minimal values of the electrocouplings for $E_b=8.8$ GeV and torus current $I = -3375$ A with 50 days of beam time for the resonances with $J = \frac{1}{2}$ and $\frac{3}{2}$. $A_{1/2}$, $A_{3/2}$, and $S_{1/2}$ are in units of $10^{-3} \times \text{GeV}^{-1/2}$. When determining the minimal value of $A_{1/2}$ we varied only $A_{1/2}$, while setting the other electrocouplings to zero. The minimal values of $A_{3/2}$ and $S_{1/2}$ were obtained in the same way.

Figs. 31 and 32 show representative examples of two-fold differential cross sections com-

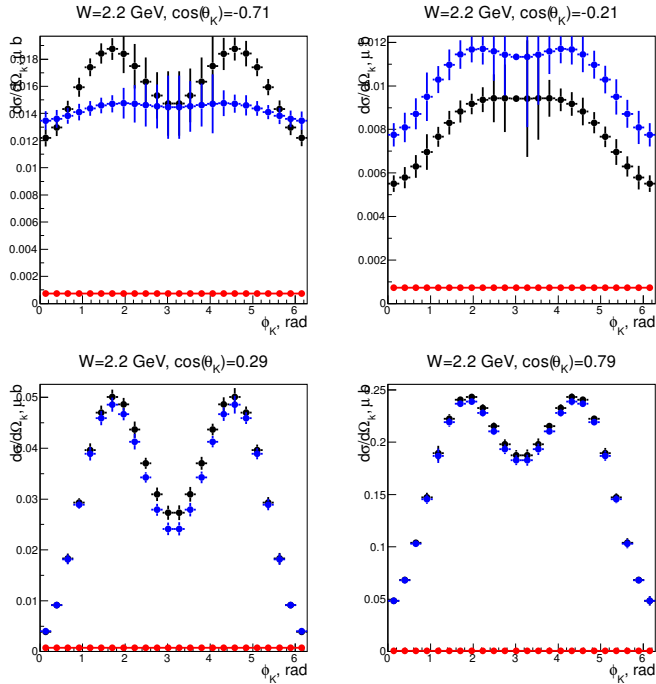


Figure 31: Comparison of the RPR model cross section $d\sigma/d\Omega_K^*$ (black points) with the RPR model plus hybrid cross section (blue points) for $E_b=6.6$ GeV at $Q^2=0.5$ GeV². The cross section of the resonance contribution is shown in red. The spin of the resonance is $\frac{1}{2}$ and $A_{1/2}=0.014$ GeV^{-1/2}, corresponding to the minimal $A_{1/2}$ from Table 6. The error bars are statistical only assuming data collection for 50 days with a torus current $I = -3375$ A.

puted with and without a hybrid baryon contribution. The differential cross sections with hybrid baryons are evaluated for the minimal values of the electrocouplings that make the hybrid signal statistically significant. The hybrid state produces sizable differences in the two-fold differential cross sections at the resonant point $W=2.2$ GeV at the backward kaon emission angles with respect to the incoming virtual photons in the CM frame. The differences between the differential cross sections computed with and without the hybrid contribution are much larger than the cross sections from the hybrid contribution. This feature suggests pronounced interference effects between the hybrid contribution and the remaining amplitudes. Studies of the unpolarized cross sections and the interference LT and TT structure functions are of particular importance in order to reveal the presence of a hybrid state.

7.7 Hybrid Baryon Search from Legendre Moment Expansion

An analysis using Legendre moments of the separated structure functions $\sigma_U = \sigma_T + \epsilon\sigma_L$, σ_{LT} , and σ_{TT} has shown promise as a technique to search for evidence of a possible hybrid baryon state. The Legendre moments are defined as:

$$C_m = \frac{2m+1}{2} \int_{-1}^1 L_m d\sigma(x)_i dx, \quad (5)$$

where

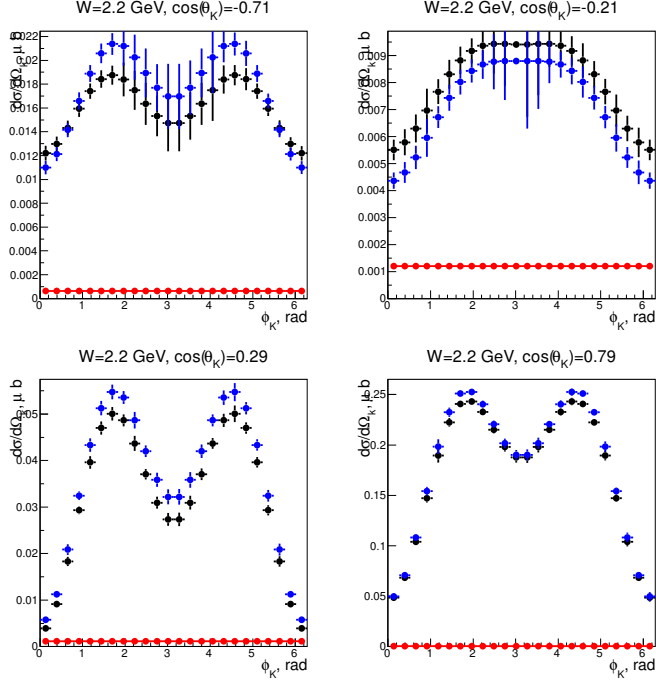


Figure 32: Comparison of the RPR model cross section $d\sigma/d\Omega_K^*$ (black points) with the RPR model plus hybrid cross section (blue points) for $E_b=6.6$ GeV at $Q^2=0.5$ GeV². The cross section of the resonance contribution is shown in red. The spin of the resonance is $\frac{3}{2}$ and $A_{3/2}=0.015$ GeV^{-1/2}, corresponding to the minimal $A_{3/2}$ from Table 6. The error bars are statistical only assuming data collection for 50 days with a torus current of $I = -3375$ A.

$$L_m(x) = \sum_{j=0}^m a_{mj} x^j \quad \text{with} \quad a_{mj} = (-1)^{(m-j)/2} \frac{1}{2^m} \frac{(m+j)!}{\left(\frac{m-j}{2}\right)! \left(\frac{m+j}{2}\right)! j!} \quad (6)$$

are the Legendre polynomials that are functions of $x = \cos \theta_K^*$ with $m - j = \text{even}$. Here, $d\sigma_i(x)$, with $i = T, L, LT$, and TT , represent the transverse, longitudinal, and interference structure functions that depend on the variables W, Q^2 , and θ_K^* .

The Legendre moments may be used to expand the structure functions in terms of the orthogonal Legendre polynomials:

$$\sigma(x)_i = \sum_m C_m(Q^2, W) L_M(\cos \theta_K^*). \quad (7)$$

The expansion of the structure functions in terms of Legendre moments is believed to be an alternative way to probe the sensitivity to a hybrid baryon contribution, since the appearance of a structure in a single Legendre moment at the same value of W for each Q^2 point is likely a signal from a resonance contribution.

As an example, such an approach was carried out for the $K^+\Lambda$ and $K^+\Sigma^0$ electroproduction separated structure functions from CLAS data in Ref. [67]. Fig. 33 shows the first four Legendre moments for σ_U for $K^+\Lambda$ at $Q^2 = 1.8$ GeV². The fits hint at a possible structure at $W = 1.7$ GeV for C_0 in $d\sigma_U$ and a possible structure at $W = 1.9$ GeV in both C_2 and C_3 for $d\sigma_U$. Note that in the Bonn-Gatchina partial wave analysis, these two structures have been identified as coming from the $N(1710)\frac{1}{2}^+$ and a new $N(1900)\frac{3}{2}^+$ state based on fits

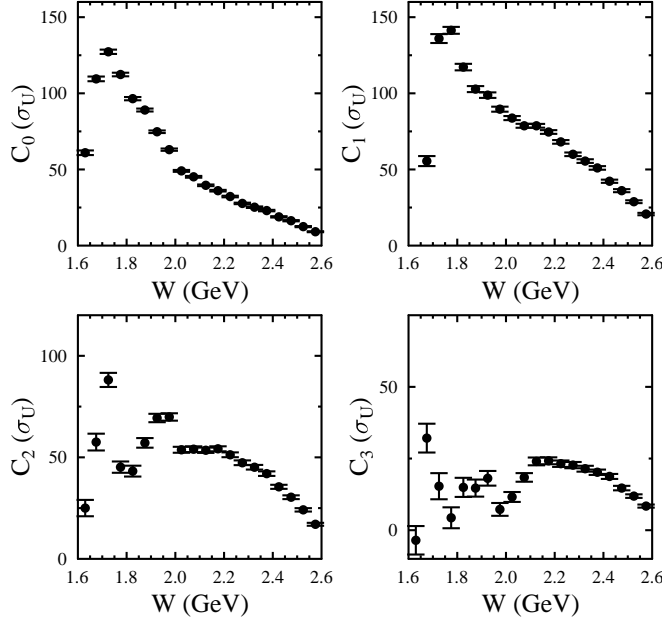


Figure 33: Legendre polynomial fit coefficients for $m = 0 \rightarrow 3$ as a function of W for $d\sigma_U$ for CLAS $K^+\Lambda$ electroproduction data at $Q^2 = 1.8 \text{ GeV}^2$ [67].

including the CLAS $K^+\Lambda$ photoproduction data. Of course, only a full amplitude partial wave analysis will constitute a definite proof for the presence of a resonance, but the study of the Legendre moments of the separate structure functions can provide the first hint of their appearance.

A study of the first seven Legendre moments of the $d\sigma_U$, $d\sigma_{LT}$, and $d\sigma_{TT}$ structure functions has been performed for Models A and B for $K^+\Lambda$ electroproduction, described in the previous section. An example evaluated for both Model A with no hybrid and Model B where a $J^P = \frac{1}{2}^+$ hybrid with a fixed electrocoupling of $A_{1/2} = 40 (10^{-3}) \text{ GeV}^{-1/2}$ has been added was considered. Fig. 34 shows the differential cross section for Model B vs. ϕ_K^* for a representative bin at $Q^2=1.0 \text{ GeV}^2$, $W=2.2 \text{ GeV}$, and $\cos\theta_K^*=0.90$ with the ϕ_K^* moment fits to separate σ_U , σ_{LT} , and σ_{TT} . Figs. 35 and 36 show the separated structure functions $d\sigma_{LT}$ and $d\sigma_{TT}$. It is interesting to note that significant structures appear in most of the Legendre moments at the value of $W = 2.2 \text{ GeV}$, corresponding to the mass of the added hybrid baryon. The statistical uncertainties, however, become larger than the difference among the two models for the moments of the highest order.

To study the sensitivity of the expected data quality on the resonance contributions in the Legendre moments expansion, the statistical significance of the difference between the Legendre moment evaluation, with and without the inclusion of the hybrid baryon contribution, has been evaluated using the $\chi^2/d.p.$ definition:

$$\chi^2/d.p. = \frac{1}{N_{d.p.}} \sum_W \frac{[C_m(Q^2)_A - C_m(Q^2)_B]^2}{\delta^2 C_m(Q^2)}, \quad (8)$$

where the sum runs over W . $C_m(Q^2)_B$ and $C_m(Q^2)_A$ are the values of the Legendre moments with and without the hybrid baryon contribution, respectively, and $\delta C_m(Q^2)$ is the statistical uncertainty of the Legendre moments.

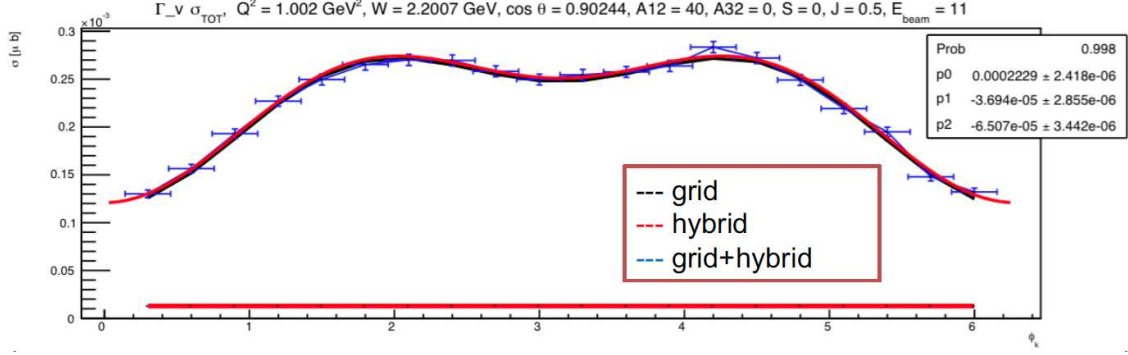


Figure 34: $d\sigma_U$, $d\sigma_{LT}$, and $d\sigma_{TT}$ structure functions for $K^+\Lambda$ electroproduction (proportional to the fit coefficients p_0 , p_1 , and p_2 , respectively) extracted from a fit to the simulated dependence of the differential cross section vs. ϕ_K^* for a representative bin in Q^2 , W , and θ_K^* . The cross section $\frac{d^2\sigma}{d\Omega_K^*}$ has been evaluated from Model B where a $J^P = \frac{1}{2}^+$ hybrid baryon of 2.2 GeV mass has been added with electrocoupling strengths $A_{1/2} = 40$ (10^{-3}) $\text{GeV}^{-1/2}$ and $S_{1/2} = 0$ $\text{GeV}^{-1/2}$. The cross section points have been smeared according to the expected statistical uncertainty.

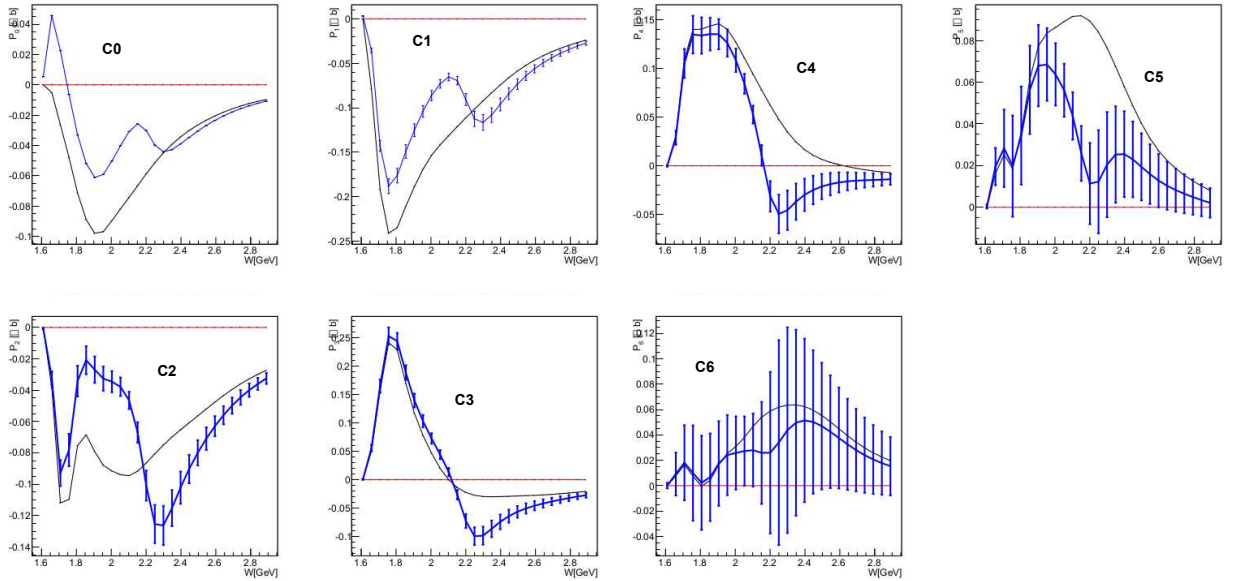


Figure 35: Legendre polynomial fit coefficients for $m = 0 \rightarrow 6$ as a function of W for the $d\sigma_{LT}$ structure function for $K^+\Lambda$ electroproduction at $Q^2 = 1$ GeV^2 , extracted for Model A (black curve) and Model B (blue curve) with an added $J = \frac{1}{2}^+$ hybrid baryon of $M=2.2$ GeV with electrocoupling strengths $A_{1/2} = 40$ (10^{-3}) $\text{GeV}^{-1/2}$ and $S_{1/2} = 0$ $\text{GeV}^{-1/2}$.

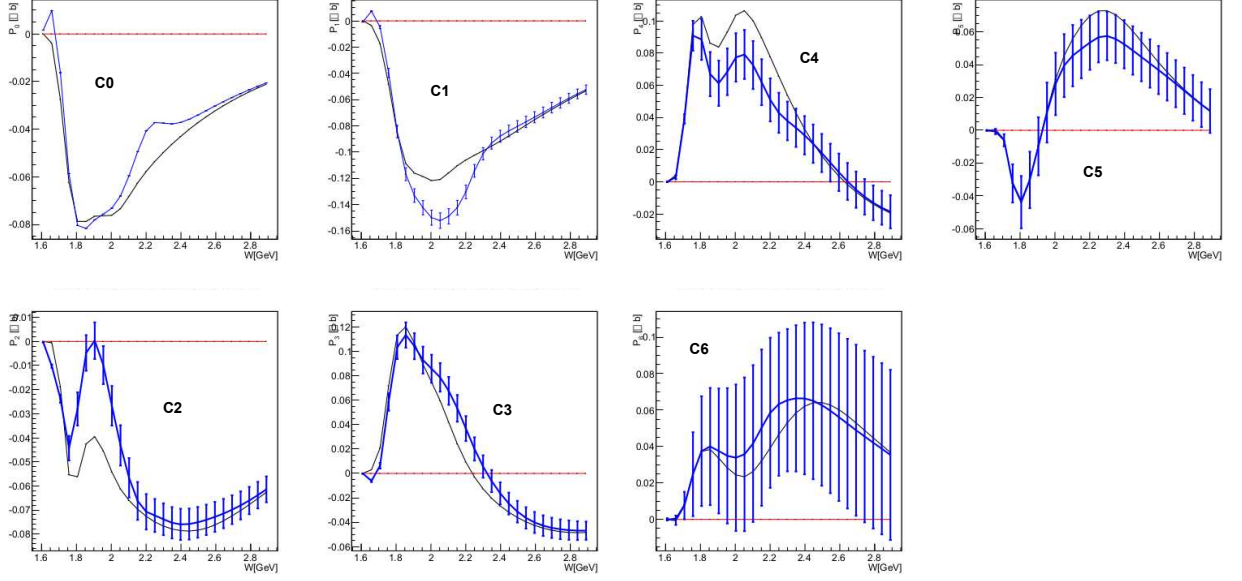


Figure 36: Legendre polynomial fit coefficients for $m = 0 \rightarrow 6$ as a function of W for the $d\sigma_{TT}$ structure function for $K^+\Lambda$ electroproduction at $Q^2 = 1 \text{ GeV}^2$, extracted for Model A (black curve) and Model B (blue curve) with an added $J = \frac{1}{2}^+$ hybrid baryon of $M=2.2 \text{ GeV}$ with electrocoupling strengths $A_{1/2} = 40 (10^{-3}) \text{ GeV}^{-1/2}$ and $S_{1/2} = 0 \text{ GeV}^{-1/2}$.

The $\chi^2/d.p.$ value has been evaluated for the first seven Legendre moments of the three structure functions $d\sigma_U$, $d\sigma_{LT}$, and $d\sigma_{TT}$ at fixed Q^2 values, fixing the resonance mass at 2.2 GeV , the spin and parity to $J^P = \frac{1}{2}^+$, and varying the $A_{1/2}$ electrocoupling values of the resonance keeping $S_{1/2}$ fixed at 0. The results are shown in Fig. 37 for $Q^2=1.0 \text{ GeV}^2$. The threshold values of the $A_{1/2}$ electrocoupling corresponding to a $\chi^2/d.p.$ value equal to 4, are shown in the legend and are comparable with those found in Table 6 in Section 7.6 for the hybrid baryon coupling threshold from the cross section analysis. The $d\sigma_{LT}$ and $d\sigma_{TT}$ Legendre moments show a higher sensitivity than the unseparated $d\sigma_U$ moments. The minimum detectable values of the electrocoupling strengths are compatible with the values reported by the PDG [1] for the higher masses N^* resonances. Similar conclusions have been obtained in our studies including a $J^P = \frac{3}{2}^+$ hybrid resonance.

7.8 Experimental Sensitivity to Hybrid Resonance States

A search for hybrid baryon states involves two major components: a) the identification of the new states that could be considered as candidates for a hybrid based on their spin-parity and their particular location in the spectrum with respect to the established N^* states (see Section 3) and b) the extraction of the $\gamma_v p N^*$ electrocouplings at different Q^2 for identification of the hybrid nature of the states. These objectives will be achieved in the analysis by employing advanced reaction models, as well as multi-channel partial wave fits that incorporate advanced coupled-channel approaches as described in Section 3.3. Note that the minimal values of the electrocouplings necessary for hybrid signal observation from this proposal listed in Tables 5, 6, and 7 are based on employing small bin sizes of $\Delta Q^2 \approx 0.1 \text{ GeV}^2$ for the K^+Y final states and $\Delta Q^2 \approx 0.3 \text{ GeV}^2$ for the $\pi^+\pi^-p$ final state in order to obtain detailed information on the evolution of the electrocouplings with Q^2 to allow us to establish

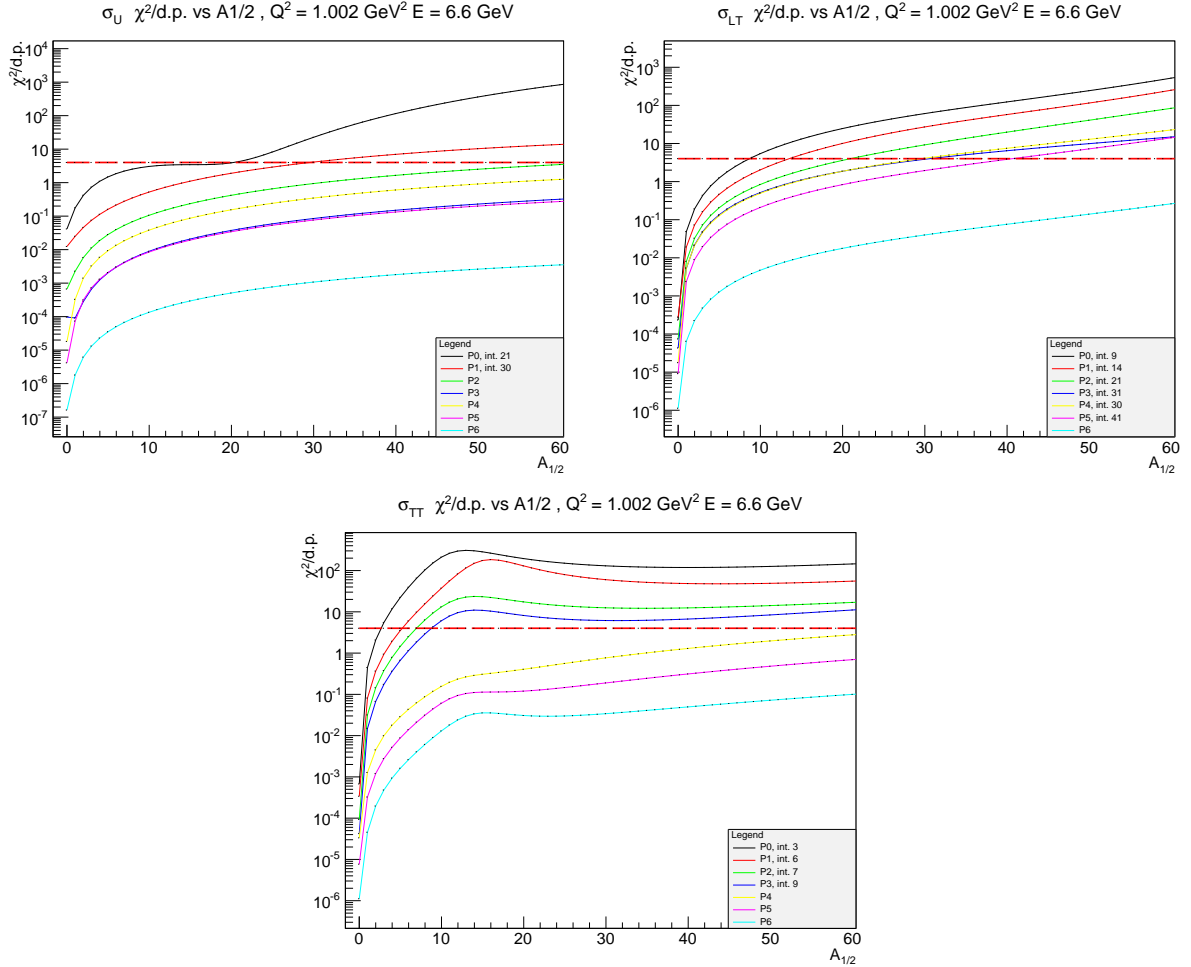


Figure 37: $\chi^2/d.p.$ values for the Legendre polynomial fit coefficients for $m = 0 \rightarrow 6$ considering the difference between Model A and Model B as a function of $A_{1/2}$ in units of $10^{-3} \text{ GeV}^{-1/2}$ keeping $S_{1/2} = 0 \text{ GeV}^{-1/2}$ fixed for the structure functions $d\sigma_U$ (upper left), $d\sigma_{LT}$ (upper right), and $d\sigma_{TT}$ (bottom) for $K^+\Lambda$ electroproduction at $Q^2=1 \text{ GeV}^2$. The resonance is assumed to have $J = \frac{1}{2}^+$ and $M=2.2 \text{ GeV}$.

the hybrid nature of the candidate states. In the initial identification stage, however, the data will be studied in larger bins of $\Delta Q^2 \approx 0.5 \text{ GeV}^2$.

In the remainder of this Section we present our studies of the feasibility to identify a new baryon state and to determine its electrocouplings based on the resonance parameter evaluations from the quasi-data simulated within the framework of the Ghent RPR model [12, 61] for the KY channel and the JM model [11, 13] for the $\pi^+\pi^-p$ channel including a hybrid state resonance with known parameters. In order to study the possibility to identify a new baryon state, we employ the approach developed by the Bonn-Gatchina group for the identification of new states [82]. This approach was successfully employed in the analyses of the exclusive CLAS $K^+\Lambda$ photoproduction data [83] that provided the evidence for the new baryon states reported in the recent PDG edition [1]. In this approach the model and the measured observables were confronted in the fit with a running mass for the candidate resonance W_R by computing $\chi^2/d.p$ for each value of W_R . Pronounced minima in $\chi^2/d.p(W)$

observed in the Bonn-Gatchina analyses of the meson photoproduction data allowed them to identify the presence of new baryon states and to determine their masses.

In order to examine our capability to observe a candidate hybrid state in analyses of the KY and $\pi^+\pi^-p$ electroproduction data, we generated quasi-data for the differential cross sections $\frac{d^2\sigma_{exp}}{d\Omega_K^*}$ for the KY channel, as well as the four one-fold differential cross sections listed in Section 7.5 for the $\pi^+\pi^-p$ channel. The quasi-data were generated in the kinematic area of our hybrid baryon search, $2.1 \text{ GeV} < W < 2.3 \text{ GeV}$ and $0 \text{ GeV}^2 < Q^2 < 1.5 \text{ GeV}^2$. The cross sections were computed for different assignments of the hybrid baryon electrocouplings and hadronic decay widths described in Sections 7.5 and 7.6. The quasi-data cross sections were obtained for the hybrid state spin-parities $J^P = \frac{1}{2}^+$ and $J^P = \frac{3}{2}^+$. We then fit these quasi-data by computing the model cross sections taken from the same models as for the quasi-data but replacing the hybrid resonance mass employed in the evaluation of the quasi-data cross sections by running the resonance mass W_R for the fit model cross sections. The $\chi^2/d.p.(W)$ values were obtained as:

$$\chi^2/d.p. = \frac{1}{N_{d.p.}} \sum_{X_i} \frac{\left(\frac{d\sigma_{model}}{dX} - \frac{d\sigma_{exp}}{dX} \right)^2}{\delta^2}. \quad (9)$$

Here, dX represents the appropriate differential for the KY and the $\pi^+\pi^-p$ exclusive cross sections, while the sum runs over all variables in the fit of these cross sections in a single Q^2 bin as described in Sections 7.5 and 7.6, respectively. δ represents the quasi-data cross section uncertainties.

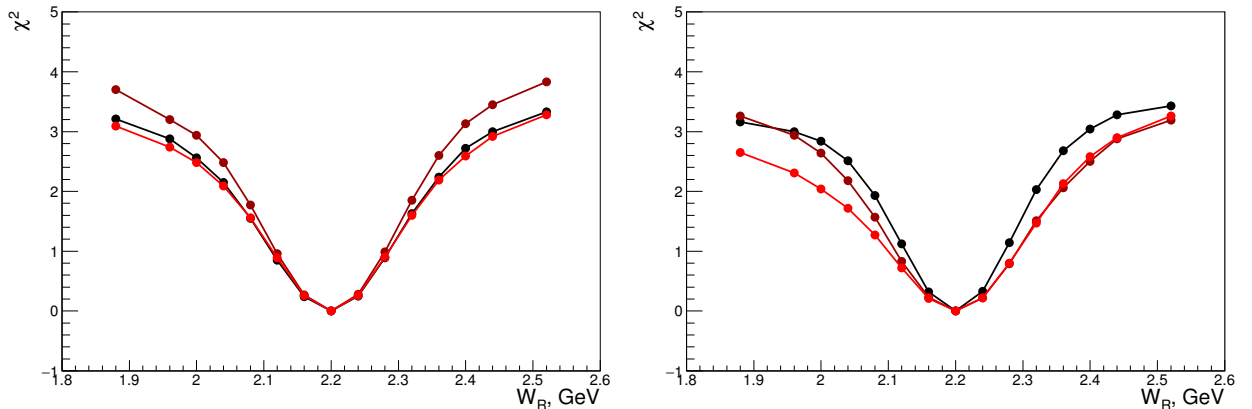


Figure 38: The $\chi^2/d.p.(W_R)$ dependencies evaluated from the comparison between the quasi-data and the model cross sections computed with a running resonance mass W_R for $Q^2=0.1 \text{ GeV}^2$ (black), 0.5 GeV^2 (brown), and 1.0 GeV^2 (red) for the $K^+\Lambda$ channel. The results in the left and right plots correspond to hybrid state spin-parities $J^P = \frac{1}{2}^+$ and $J^P = \frac{3}{2}^+$, respectively.

The results obtained for the $K^+\Lambda$ channel are shown in Fig. 38 for the hybrid spin-parity assignments $J^P = \frac{1}{2}^+$ and $J^P = \frac{3}{2}^+$. The corresponding results for the $\pi^+\pi^-p$ channel are shown in Fig. 39. The results are shown for different Q^2 bins in the range of photon virtualities covered in the proposed experiment. In all cases the $\chi^2/d.p.(W_R)$ dependencies show pronounced dips of considerable widths and depth as the W_R mass approaches the

true resonance mass. The zero values of $\chi^2/d.p.$ at W_R equal to the generated hybrid mass at 2.2 GeV are related to the fact that we compare model cross sections to the quasi-data evaluated within the *same* model. The observed behavior of $\chi^2/d.p.(W_R)$ strongly suggests the capability to identify the presence of new states from the data of the proposed experiment.

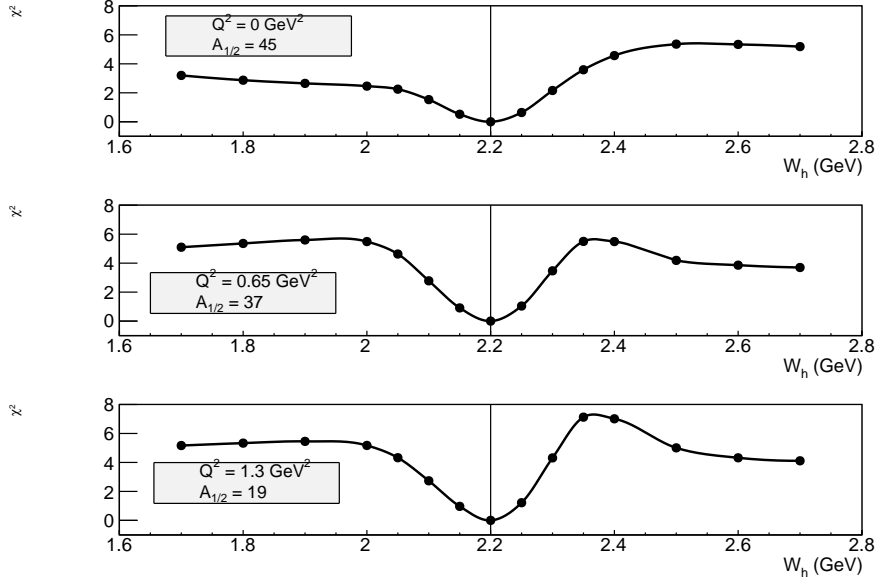


Figure 39: The $\chi^2/d.p.(W_R)$ dependencies for three Q^2 points, 0 GeV², 0.65 GeV², and 1.3 GeV², evaluated from the comparison between the $\pi^+\pi^-p$ quasi-data and model cross sections computed with a running resonance mass W_R for a hybrid spin-parity $J^P = \frac{1}{2}^+$.

We also explored the data sensitivity to the hybrid spin-parity assignment. We generated quasi-data for the $K^+\Lambda$ channel implementing a hybrid state of spin-parity $J^P = \frac{1}{2}^+$. Instead, the model cross sections for the quasi-data fit were computed with the same parameters of the hybrid as for the quasi-data, but for both spin parities $J^P = \frac{1}{2}^+$ and $J^P = \frac{3}{2}^+$ and with variable resonance mass W_R . The $\chi^2/d.p.(W_R)$ values taken from the quasi-data fit in the models with both spin-parities for the hybrid are shown in Fig. 40. In the situation where the quasi-data for the hybrid resonance of spin-parity $J^P = \frac{1}{2}^+$ are described by the model cross sections computed for another hybrid spin-parity $J^P = \frac{3}{2}^+$ with all other resonance parameters the same, the $\chi^2/d.p.(W_R)$ -dependence shows a maximum at W_R equal to the resonance mass. Instead, if we would fit the quasi-data by the model cross sections computed with the “true” spin-parity of the hybrid $J^P = \frac{1}{2}^+$, $\chi^2/d.p.(W_R)$ shows the expected minimum at W_R equal to the resonance mass. Therefore, the data are very sensitive to the spin-parity assignment of the new baryon state, which is an encouraging prospect in establishing the spin-parity of the new baryon state from the data fit.

In order to explore the feasibility of extracting the electrocouplings of a new resonance from the expected data, we examined our capability to disentangle the contributions from the resonance electrocouplings $A_{1/2}(Q^2)$, $A_{3/2}(Q^2)$, and $S_{1/2}(Q^2)$ that describe the resonance electroexcitation for different helicities of the initial photon and proton. For this study we generated quasi-data for the $\pi^+\pi^-p$ channel at $Q^2=0.65$ GeV² for a hybrid state of spin-parity $J^P = \frac{1}{2}^+$ with $A_{1/2}=0.037$ GeV^{-1/2} and $S_{1/2}=0$. The model cross sections used in the

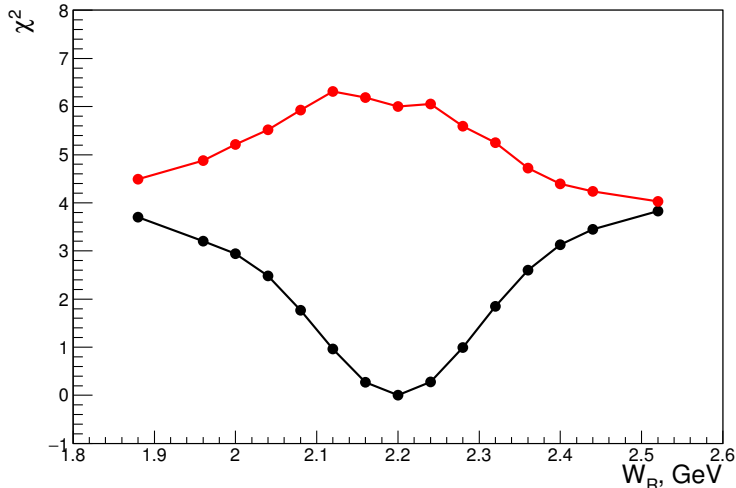


Figure 40: The $\chi^2/d.p.(W_R)$ dependencies evaluated from the comparison between the quasi-data generated for a hybrid state of spin-parity $J^P = \frac{1}{2}^+$ for $Q^2=0.5$ GeV² and model cross sections for the hybrid spin-parity $J^P = \frac{1}{2}^+$ (black) and $J^P = \frac{3}{2}^+$ (red), computed with a running resonance mass W_R .

quasi-data fit were computed with the same hybrid parameters as were used for the quasi-data generation, but under different assumptions on the hybrid electrocouplings: a) the same electrocouplings as were used in the quasi-data generation and b) $A_{1/2}$ set to zero, while $S_{1/2}$ was set to the value of $A_{1/2}$ used in the quasi-data generation. The results for $\chi^2/d.p.(W_R)$ for both cases are shown in Fig. 41. Employing helicity coupling of the same helicity as for generated quasi-data we have the expected minimum in $\chi^2/d.p.(W_R)$ at the “true” hybrid mass, while the description of the state with a different helicity coupling $S_{1/2}$ produces a W -dependence of $\chi^2/d.p.$ without a pronounced dip. These differences strongly suggest a promising opportunity to disentangle between the $A_{1/2}(Q^2)$ and $S_{1/2}(Q^2)$ electrocouplings.

Similarly, for the studies of the KY channel sensitivity to different helicity electrocouplings, we generated KY quasi-data at $Q^2=0.5$ GeV² for a hybrid of spin-parity $J^P = \frac{3}{2}^+$, assuming $A_{1/2}$ at the minimal values needed for hybrid signal observation (see Table 6), with all others helicity electrocouplings set to zero. We then described the quasi-data by the model cross sections computed under two assumptions for the hybrid state electrocouplings: a) the same hybrid electrocouplings as those used in the quasi-data generation and b) $A_{3/2}$ set to the value of $A_{1/2}$ used for the quasi-data generation with all others helicity electrocouplings set to zero. The results are shown in Fig. 42. Attempts to describe the data employing the hybrid electrocoupling $A_{3/2}$ instead of $A_{1/2}$ result in a maximum in the $\chi^2/d.p.(W_R)$ dependence at the hybrid mass instead of the minimum seen for the correct assignment for the helicity coupling.

Our studies conclusively demonstrated that the data for the KY and $\pi^+\pi^-p$ channels will allow us to disentangle between the contributions from electrocoupling of a new state for different helicities of the initial photon and proton $A_{1/2}(Q^2)$, $S_{1/2}(Q^2)$, and $A_{3/2}(Q^2)$.

In order to obtain initial estimates for the accuracy of the electrocouplings of the new state that could be extracted from the data, we explored the sensitivity of the quasi-data

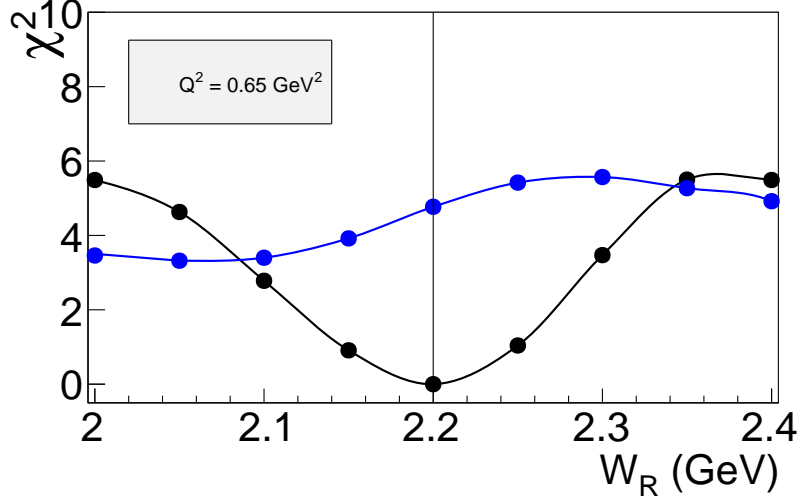


Figure 41: The $\chi^2/d.p.(W_R)$ dependencies evaluated from the comparison between the quasi-data for the $\pi^+\pi^-p$ channel generated for a hybrid state of spin-parity $J^P = \frac{1}{2}^+$ for $Q^2=0.65 \text{ GeV}^2$ with $A_{1/2}$ set to the minimal value for the hybrid state observation (see Table 5) and $S_{1/2}=0$. The model cross sections are computed for two assignments for the hybrid helicity electrocouplings: a) the same electrocouplings as used in the quasi-data generation (black) and b) $A_{1/2}$ set to zero and $S_{1/2}$ set to the value of $A_{1/2}$ used in the quasi-data generation (blue).

for the $\pi^+\pi^-p$ channel to variations of the hybrid resonance electrocouplings. We generated quasi-data for photon virtualities $Q^2=0 \text{ GeV}^2$, 0.65 GeV^2 , and 1.30 GeV^2 for a hybrid state of spin-parity $J^P = \frac{1}{2}^+$ with the hadronic parameters described in Section 7.4 and $A_{1/2}=0.045 \text{ GeV}^{-1/2}$, $0.037 \text{ GeV}^{-1/2}$, and $0.019 \text{ GeV}^{-1/2}$ for the three values of Q^2 , respectively, while $S_{1/2}=0$. The model cross sections for the data description were computed with all hybrid parameters set to be the same as were used for the quasi-data generation, with the hybrid mass for the model cross section retained at its “true” value (assuming that the hybrid mass is already determined), but the $A_{1/2}$ electrocouplings varied over a range from 0.5 to 1.5 times the value used for the quasi-data generation. The results for $\chi^2/d.p.(A_{1/2})$ are shown in Fig 43. The $\chi^2/d.p.(A_{1/2})$ dependencies show the minimum at $A_{1/2}$ approaching its “true” value. We see that a departure from the “true” electrocoupling value by 20% causes $\chi^2/d.p.$ to increase by ≈ 0.5 . The result of our studies suggests that the hybrid resonance electrocouplings from the data for $\pi^+\pi^-p$ electroproduction can be extracted at the level of better than 20% accuracy.

A final study of our fitting algorithm was carried out using the $\pi^+\pi^-p$ model including two contributing hybrid resonances very close in mass to generate a set of quasi-data. The goal of this study was to understand the behavior of the computed $\chi^2(W_R)/d.p.$ distribution if we assumed only a single hybrid in our fit. Our model included two hybrid states with the following properties:

- Hybrid state #1: $M_R=2.20 \text{ GeV}$, $J^P = \frac{1}{2}^+$, $\Gamma_{tot}=0.20 \text{ GeV}$, $A_{1/2}=0.025 \text{ GeV}^{-1/2}$
- Hybrid state #2: $M_R=2.25 \text{ GeV}$, $J^P = \frac{3}{2}^+$, $\Gamma_{tot}=0.25 \text{ GeV}$, $A_{1/2}=0.035 \text{ GeV}^{-1/2}$.

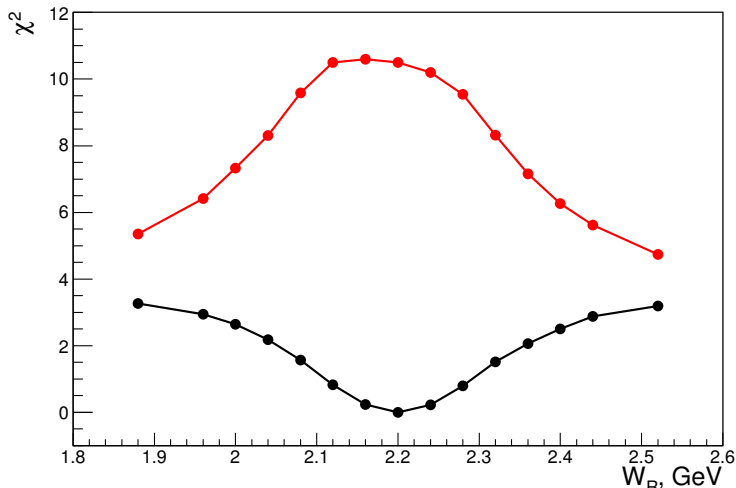


Figure 42: The $\chi^2/d.p.(W_R)$ dependencies evaluated from the comparison between the quasi-data for the $K^+\Lambda$ channel generated for a hybrid state of spin-parity $J^P = \frac{3}{2}^+$ for $Q^2=0.5$ GeV² with $A_{1/2}=0.037$ GeV^{-1/2} and with all others helicity couplings set to zero. The model cross sections are computed for two assignments for the hybrid helicity electrocouplings: a) the same electrocouplings as used in the quasi-data generation (black) and b) $A_{1/2}$ set to zero and $A_{3/2}$ set to the value of $A_{1/2}$ used in the quasi-data generation (red) with $S_{1/2}=0$.

For the $J = \frac{1}{2}$ state $S_{1/2}$ was set to zero and for the $J = \frac{3}{2}$ state both $S_{1/2}$ and $A_{3/2}$ were set to zero. Note that hybrid states of these spin-parities that are nearly degenerate in mass are predicted within the framework of the LQCD studies of the N^* spectrum [6].

The quasi-data on the four one-fold differential $\pi^+\pi^-p$ electroproduction cross sections in the W range from 1.9 GeV to 2.6 GeV were generated in the JM model implementing the two hybrid states. The quasi-data were fit under three different assumptions on the resonance contributions for the description of the quasi-data:

- both hybrid states contribute;
- only the lower-mass hybrid state contributes;
- only the higher-mass hybrid state contributes.

The results for the fits to the $\pi^+\pi^-p$ quasi-data are shown in Fig. 44 in terms of $\chi^2/d.p.$ as a function of the variable resonance mass W_R used as a running parameter in the fit. In the case when the model for the data description contains both hybrid resonances, the spin-parity $\frac{3}{2}^+$ resonance mass, corresponding to the heavy state, was varied. The quasi-data fit (shown by the black curve) is certainly preferential compared to the fits where only one of the two states is considered (green and blue curves). This suggests that minimizing the fit $\chi^2/d.p.$ between the model and the data can be a powerful tool to pin down the hybrid contributions. Similar studies carried out for $K^+\Lambda$ electroproduction also demonstrated sensitivity of this exclusive channel data to the number of contributing hybrids.

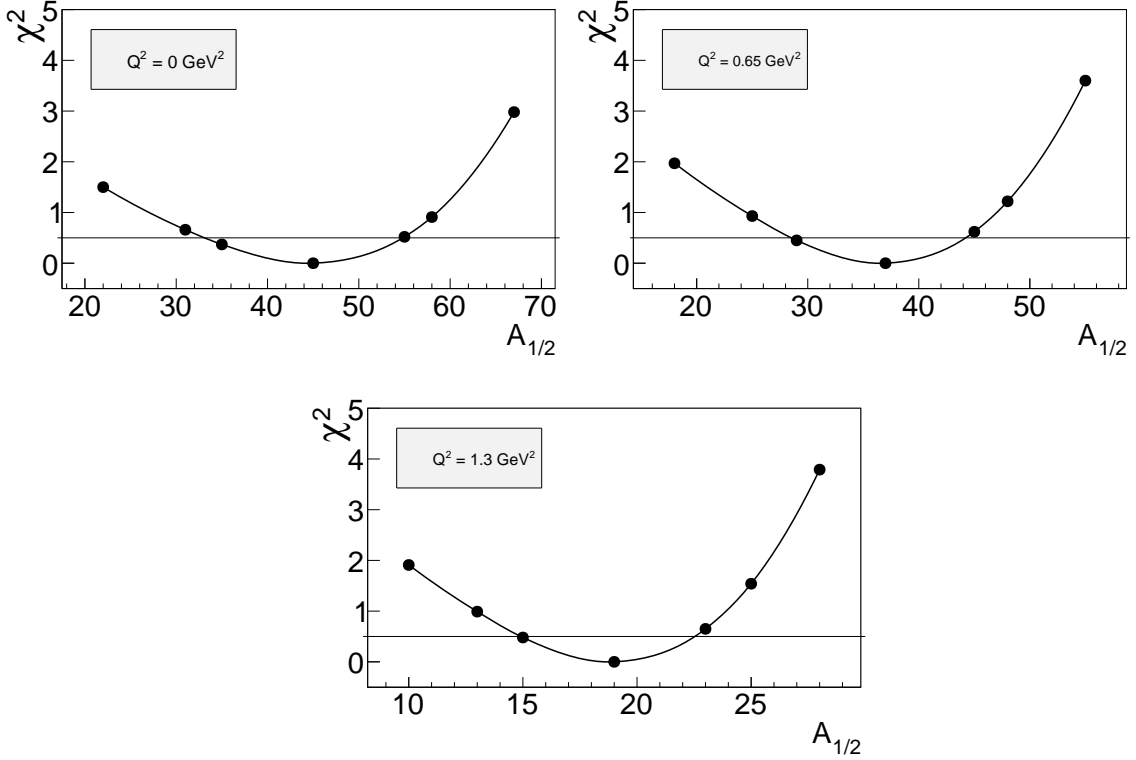


Figure 43: The $\chi^2/d.p.$ dependencies evaluated from the comparison between the quasi-data on the $\pi^+\pi^-p$ channel at three different values of Q^2 generated for a hybrid state of spin-parity $J^P = \frac{1}{2}^+$ with $A_{1/2}=0.045 \text{ GeV}^{-1/2}$ for $Q^2=0 \text{ GeV}^2$, $0.037 \text{ GeV}^{-1/2}$ for $Q^2=0.65 \text{ GeV}^2$, and $0.019 \text{ GeV}^{-1/2}$ for $Q^2=1.3 \text{ GeV}^2$ with $S_{1/2}=0$. The model cross sections are computed with all hybrid parameters the same as used in the quasi-data generation, but with a running $A_{1/2}$ electrocoupling. The horizontal lines at 0.5 represent the $\chi^2/d.p.$ “resolutions” expected in the measurement of the electrocoupling amplitudes.

7.9 Blind Extraction of the Parameters of a Hybrid State

An exercise was undertaken to probe the sensitivity of the fitting algorithms to determine the parameters of an assumed hybrid baryon from a “blind” analysis. The RPR KY model [12, 61] with a single added hybrid state (see Appendix B) was used to simulate the quasi-data cross sections $\frac{d\sigma}{d\Omega_K^*}$ at $Q^2=0.5 \text{ GeV}^2$ in a grid of W from 1.6 GeV to 2.7 GeV. Twenty data points were used over both $\cos\theta_K^*$ and ϕ^* with a W bin width of 50 MeV. The parameters of the resonance, i.e. its spin J_R , mass M_R , electrocoupling $A_{1/2}$, and total width Γ_{tot} , were unknown during the analysis. In this attempt the only available information was that the hybrid baryon included within the quasi-data had electrocouplings $S_{1/2}$ and $A_{3/2}$ equal to zero. The goal of the blind analysis was then to determine the hybrid parameters from the fit of the RPR model plus hybrid cross sections to the quasi-data. The quantity $\tilde{\chi}^2/d.p.$ given by:

$$\tilde{\chi}^2/d.p. = \frac{1}{N_{d.p.}} \sum_{W, \theta_{K^+}, \phi_{K^+}} \frac{\left(\frac{d\sigma_{data}}{d\Omega_K^*} - \frac{d\sigma_{fit}}{d\Omega_K^*} \right)^2}{\left(\epsilon \frac{d\sigma_{data}}{d\Omega_K^*} \right)^2 + \left(\epsilon \frac{d\sigma_{fit}}{d\Omega_K^*} \right)^2}, \quad (10)$$

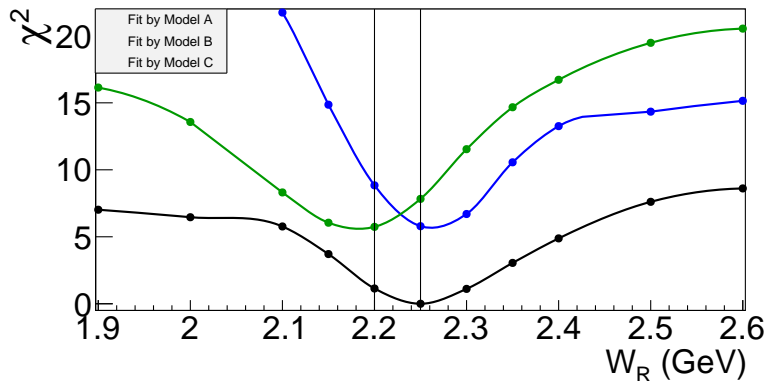


Figure 44: Dependence of $\chi^2(W_R)/d.p.$ for the fit of the $\pi^+\pi^-p$ quasi-data generated for the contribution from two hybrid states with parameters described in the text. The quasi-data fit was carried out for three different choices for the hybrid state contributions in the models employed for the quasi-data description: a) two hybrid states (black), b) the contribution from the lower mass hybrid only (green), and c) the contribution from the higher mass hybrid only (blue).

where the indices *data* and *fit* represent the quasi-data and the fitting cross sections, respectively. This quantity was computed over the full parameter space.

While there are a number of available fitting programs such as *MINUIT* from CERN [84], the fitting at this stage employed a very simple fitting algorithm that probed only one unknown hybrid parameter at a time. This algorithm included the following steps:

1. set $A_{1/2}$ and Γ_{tot} to arbitrary starting values, e.g. $A_{1/2} = 0.04 \text{ GeV}^{-1/2}$ and $\Gamma_{tot} = 0.2 \text{ GeV}$;
2. vary M_R to find the minimum of $\tilde{\chi}^2/d.p.$;
3. set M_R to the value found in the previous step and vary $A_{1/2}$ to find the minimum of $\tilde{\chi}^2/d.p.$;
4. set $A_{1/2}$ to the value found in the previous step and vary Γ_{tot} to find the minimum of $\tilde{\chi}^2/d.p.$;
5. set Γ_{tot} to the value found in the previous step and repeat steps 2 \rightarrow 5.

This fitting procedure was completed separately for different assumptions about the resonance spin, $J_R = \frac{1}{2}$ and $\frac{3}{2}$. Only three iterations of the fitting procedure were necessary to determine the values of the hybrid resonance parameters with an accuracy of a few percent in the case when J_R was set to the correct value. Fits using the incorrect value of J_R yielded minimal values of $\tilde{\chi}^2/d.p.$ significantly larger than for the correct choice.

Fig. 45 illustrates the fitting procedure when the spin of the resonance was set to the correct value, $J_R = \frac{3}{2}$. The red line in the figure corresponds to the first iteration and shows the value proportional to $\tilde{\chi}^2/d.p.$ calculated at the running resonance mass. The black line corresponds to the last iteration. The figure demonstrates that when using the

wrong values of the electrocoupling amplitude and total width (the modeled values were $A_{1/2} = 0.042 \text{ GeV}^{-1/2}$ and $\Gamma_{tot} = 0.26 \text{ GeV}$), the value of the resonance mass that results in the minimum $\tilde{\chi}^2/d.p.$ ($M_R = 2.22 \text{ GeV}$) is shifted somewhat from the mass of the resonance used in generating the quasi-data ($M_R = 2.3 \text{ GeV}$). However, the correct mass was found after minimizing $\tilde{\chi}^2/d.p.$ across the hybrid parameter space after just a few iterations.

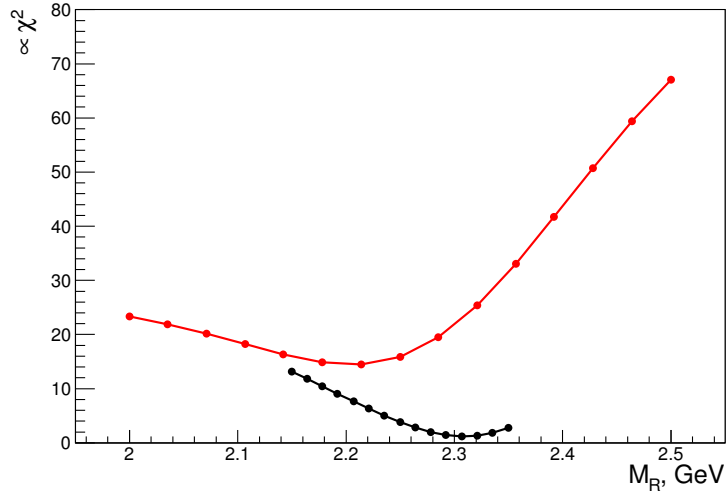


Figure 45: The $\tilde{\chi}^2/d.p.$ dependencies evaluated from comparison between the quasi-data and the “model + hybrid” cross sections computed with a running resonance mass at $Q^2 = 0.5 \text{ GeV}^2$. The red line corresponds to the first iteration of the fit, when the other fit parameters were set to the arbitrary starting values $A_{1/2} = 0.040 \text{ GeV}^{-1/2}$ and $\Gamma_{tot} = 0.20 \text{ GeV}$. The black line corresponds to the last iteration of the fit when $A_{1/2} = 0.042 \text{ GeV}^{-1/2}$ and $\Gamma_{tot} = 0.26 \text{ GeV}$, which were close to the true values, were used to determine the hybrid mass. The true $M_R=2.3 \text{ GeV}$ and was extracted with the accuracy of few percent.

The studies using our blind analysis approach are being investigated under a number of different assumptions about the resonance parameters and the number of resonances. Even though the quasi-data generated for these studies employ a toy model with somewhat simplistic approaches and our fitting approach is not all that sophisticated, these studies are important to develop approaches and algorithms for extracting the unknown resonant content from the data in our search region.

8 Beam Time Estimate

In order to have a reliable estimate of the required beam time we compare the expected statistics of the proposed experiment with the extensive photoproduction data published by the CLAS Collaboration. These precision data have resulted in the discovery of a set of new excited nucleon states in the mass range of 1.85 GeV to 2.2 GeV.

Differential cross section and Λ recoil polarization for the process $\gamma p \rightarrow K^+ \Lambda$ have been measured extensively by the CLAS Collaboration [85] covering the W range from 1.62 GeV to 2.8 GeV. In the mass range of interest for this proposal, 10-MeV-wide bins in W and 18 bins in polar angle $\cos \theta_K^*$, covering nearly the full angle range, have been included in the

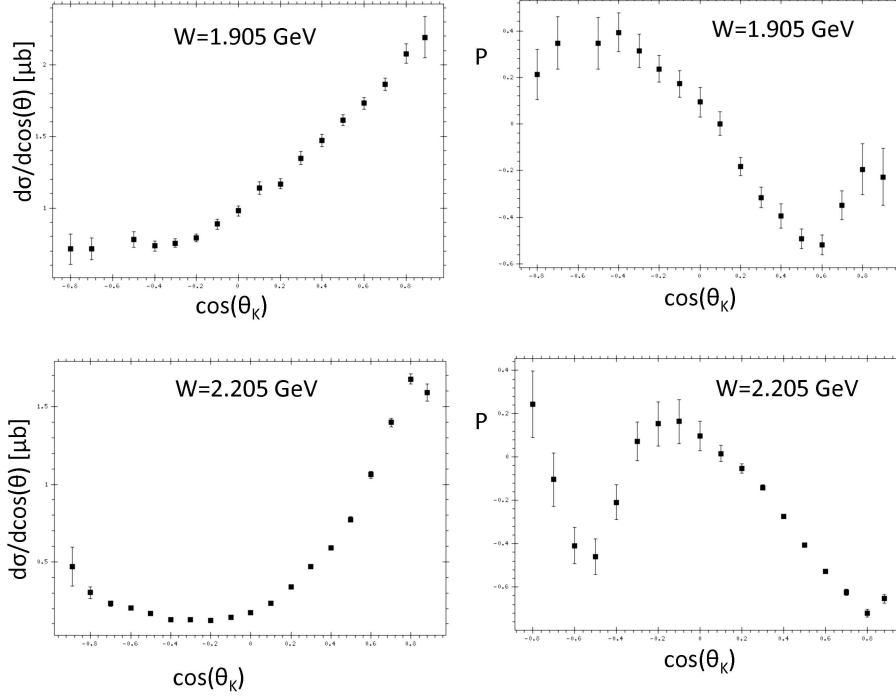


Figure 46: (Left) Differential cross sections and (right) Λ recoil polarization for two W values covering the mass range from 1.85 GeV to 2.2 GeV, where seven of the newly discovered excited nucleon resonances have been discovered in the Bonn-Gatchina partial wave analysis [38, 39, 40], using the $K^+\Lambda$ data of the CLAS Collaboration [85] (see Fig. 8 in Section 3.3).

multi-channel analysis by the Bonn-Gatchina group that identified evidence for eight isospin $\frac{1}{2}$ nucleon states in the mass range of 1.7 GeV to 2.1 GeV. Fig. 46 shows examples of two W bins at 1.905 GeV and 2.205 GeV to illustrate the statistical precision of the differential cross sections and the Λ recoil polarization data, ranging from 2% at forward angles to 10% at backward angles for the differential cross sections, and with σ_P ranging from 0.02 to 0.1 for the Λ recoil polarization P . With the proposed beam time, we expect similar statistical uncertainties in the proposed experiment for the differential cross section in the lowest Q^2 bin.

We want to emphasize that for the physics analysis we want to take full advantage of the particular feature of electron scattering that the differential cross section contains information on the linear photon beam polarization response function σ_{TT} in Eq.(16), as well as on the longitudinal-transverse interference term σ_{LT} and the circular beam polarization interference term $\sigma_{LT'}$ (not shown in Eq.(16)). In the proposed electroproduction experiments, the differential cross section will be measured with similar precision as the photoproduction cross section. The simulations shown in Section 5 for the $\pi^+\pi^-p$ final state and in Section 6 for the K^+Y final state, as well as the minimal hybrid baryon electrocoupling studies in Section 7, have been carried out assuming beam times of 50 PAC days for each of the two beam energies, $E_b=6.6$ GeV and 8.8 GeV. With this allocation of beam time we will be able to fully separate the three structure functions σ_U , σ_{LT} , and σ_{TT} in the differential cross section by a fit to the azimuthal angle dependence $\cos\phi$ and $\cos 2\phi$ and the ϕ -independent part of the cross section (see Fig. 34). This will allow for the use of the amplitude interference

information in the resonance analysis. Moreover, we have used an oversimplified model to generate our quasi-data with only one or two unknown baryon states included for our studies of the sensitivity to the presence of a hybrid state. We might expect the actual experimental data to present a more sizable challenge. An unambiguous analysis with more than one unknown resonance included will require high statistics to disentangle the different quantum numbers from their interference. For two overlapping and interfering resonances we would have to separate both partial waves and their respective electrocouplings. We believe that the running time requested in this proposal will be sufficient first to find evidence for the presence of multiple contributing baryons (hybrid or conventional) and second to determine their quantum numbers and parameters if they exist and couple to the investigated final states.

The complete hybrid baryon program will require two beam energies, $E_b=6.6$ GeV and 8.8 GeV, to cover with high statistics the lowest Q^2 range, where the scattered electron is detected in the angle range from $2.5^\circ \leq \theta_e \leq 4.5^\circ$. The optimal run conditions require the torus current to be set at the maximum current with negative polarity, $I = -3375$ A, to maximize the kinematical coverage in the Q^2 vs. W kinematic plane while providing for the highest resolution reconstruction of the final state hadrons. We request new beam time of 100 days that are divided into 50 days at $E_b=6.6$ GeV and 50 days at $E_b=8.8$ GeV.

We have shown that the requested beam time would guarantee measurements of the four-fold differential cross sections $\frac{d^4\sigma}{dQ^2 dW d\Omega_K^*}$ of the KY electroproduction reactions, with statistical uncertainties of a few percent. With the same required beam time we have estimated that the minimum detectable electrocoupling strengths of candidate hybrid baryon resonances are of the order of $< 10(10^{-3})$ GeV $^{-1/2}$, which is compatible with those for the known higher mass N^* resonances [1]. We will also be able to obtain nine one-fold differential $\pi^+\pi^-p$ electroproduction cross sections with statistics sufficient for observation of a new state with electrocoupling values of $\approx 20(10^{-3})$ GeV $^{-1/2}$, which is compatible with the value of the electrocoupling for the candidate $N'(1720)\frac{3}{2}^+$ baryon state that was observed in the combined studies of the CLAS $\pi^+\pi^-p$ photo- and electroproduction data [35].

9 Summary

In this proposal we have laid out an extensive program to study the excitation of nucleon resonances in meson electroproduction using electron beam energies of 6.6 GeV and 8.8 GeV. The main focus is on the search for gluonic light-quark baryons in the mass range up to 3 GeV and in the Q^2 range from 0.05 GeV 2 to 2.0 GeV 2 . We have estimated the rates for two of the channels we propose to study, $K^+\Lambda$ ($K^+\Sigma^0$) and $p\pi^+\pi^-$, but all other channels detected in CLAS12 will be subjected to analysis as well. The expected rates are high, thanks to the very forward scattered electrons with a minimum Q^2 of 0.05 GeV 2 that are detected in the Forward Tagger. The data will be subjected to state-of-the-art partial wave analyses that were developed during the past few years for baryon resonance analyses, and have resulted in about 10 new excited baryon states that are now included in the latest edition of the Review of Particle Properties (PDG2014). Beyond the main focus of this proposal on hybrid baryons, a wealth of data will be collected in many different channels that will put meson electroproduction data on par with real photoproduction in terms of production rates and will allow for a vast extension of the ongoing N^* electroexcitation program with CLAS at

lower energies. It will also complement the already approved program in Run Group A to study nucleon resonances in the range of Q^2 up to 12 GeV² achievable at 11 GeV beam energy with CLAS12.

A Appendix A - KY Electroproduction

In the electroproduction of KY on the proton, a beam of incoming electrons of energy E_e impinges on a fixed proton target of mass M_p . The scattered electrons emerge with energy $E_{e'}$ at angles $(\theta_{e'}, \phi_{e'})$ and the kaons are produced with momentum $\tilde{p}_k = (E_k, \vec{p}_k)$. The cross section is five-fold differential in the scattered electron energy and direction $dE_{e'}d\Omega_{e'}$ and kaon CM direction $d\Omega_K$. In the one photon exchange approximation, a virtual photon of momentum $\tilde{q} = \tilde{p}_e - \tilde{p}_{e'} = (\nu, \vec{q})$, is emitted by the scattered electron and absorbed by the proton. The cross section can be expressed by the product of an equivalent flux of virtual photons Γ and the virtual photoproduction of the KY final state as:

$$\frac{d^5\sigma}{dE_{e'}d\Omega_{e'}d\Omega_K} = \Gamma \frac{d^2\sigma}{d\Omega_K^*}, \quad (11)$$

where the virtual photoabsorption cross section is expressed in the γ^*p or KY CM reference frame and the photon flux Γ is given by the relation:

$$\Gamma = \frac{\alpha}{2\pi^2} \frac{E_{e'}}{E_e} \frac{W^2 - m_p^2}{Q^2} \frac{1}{1 - \epsilon}, \quad (12)$$

which depends on the electron scattering process only in terms of the variables $Q^2 = -\tilde{q}^2$, the photon virtuality, $W = \sqrt{M_p^2 + 2M_p\nu - Q^2}$, the total energy in the γ^*p CM reference frame, and the virtual photon polarization parameter ϵ :

$$\epsilon = \frac{4E_e E_{e'} - Q^2}{2(E_e^2 + E_{e'}^2) + Q^2}. \quad (13)$$

The kinematics of the process is shown in Fig. 47.

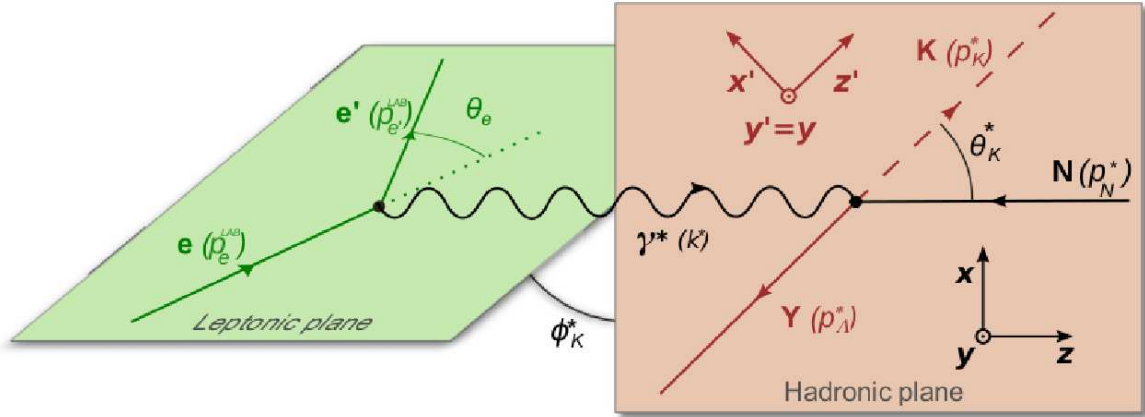


Figure 47: Kinematics of KY electroproduction. The quantities in the leptonic plane are expressed in the laboratory frame. The quantities in the hadronic plane are expressed in the CM frame of the γ^*p or KY system.

After integrating over the azimuthal angle of the scattered electron, the photoabsorption cross section can be expressed in terms of the variables Q^2 , W , and the kaon scattering

angle in the KY CM frame θ_K^* and the angle between the leptonic and hadronic plane ϕ_K^* . Introducing the appropriate Jacobian, the form of the cross section may be rewritten as:

$$\frac{d^4\sigma}{2\pi dW dQ^2 d\Omega_K^*} = \Gamma_v \frac{d^2\sigma_v}{d\Omega_K^*} \quad (14)$$

where

$$\Gamma_v = \frac{\alpha}{4\pi} \frac{W}{E^2} \frac{W^2 - m_P^2}{Q^2(1 - \epsilon)} \frac{1}{m_P^2} \quad (15)$$

is the corresponding flux of virtual photons.

For the case of an unpolarized electron beam, with no target or recoil polarizations, the virtual photon absorption cross section can be written as:

$$\frac{d^2\sigma}{d\Omega_K^*} = \frac{d^2\sigma_T}{d\Omega_K^*} + \epsilon \frac{d^2\sigma_L}{d\Omega_K^*} + \epsilon \frac{d^2\sigma_{TT}}{d\Omega_K^*} \cos 2\phi_K^* + \sqrt{\epsilon(1 + \epsilon)} \frac{d^2\sigma_{LT}}{d\Omega_K^*} \cos \phi_K^*. \quad (16)$$

where the $\frac{d^2\sigma_i}{d\Omega_K^*}$ are the structure functions that measure the response of the hadronic system. $i = T, L, TT$, and LT represent the transverse, longitudinal, and interference structure functions and depend on the variables W, Q^2 and θ_K^* only.

In the formalism used in the Ghent RPR model [12], the cross section may be related to the reaction amplitude as:

$$M_{\lambda_\gamma}^{\lambda_p \lambda_f} = \langle \lambda_f | T_r | \lambda_\gamma \lambda_p \rangle \quad (17)$$

in terms of the nine helicity dependent bilinear functions:

$$H_{\lambda\lambda'} = \sum_{\lambda_N \lambda_Y} M_{\lambda}^{\lambda_N \lambda_Y} (M_{\lambda'}^{\lambda_N \lambda_Y})^\dagger, \quad (18)$$

where λ and λ' assume all possible values of the virtual photon helicity, $0, \pm 1$.

The transverse, longitudinal, and interference structure functions are defined as:

$$\begin{aligned} \frac{d^2\sigma_L}{d\Omega_K^*} &= 2\chi \frac{1}{(4\pi)^2} H_{0,0} \\ \frac{d^2\sigma_T}{d\Omega_K^*} &= \chi \frac{1}{(4\pi)^2} (H_{1,1} + H_{-1,-1}) \\ \frac{d^2\sigma_{TT}}{d\Omega_K^*} &= -\chi \frac{1}{(4\pi)^2} (H_{1,-1} + H_{-1,1}) \\ \frac{d^2\sigma_{LT}}{d\Omega_K^*} &= -\chi \frac{1}{(4\pi)^2} (H_{0,1} + H_{1,0} - H_{-1,0} - H_{0,-1}), \end{aligned} \quad (19)$$

where the normalization factor χ assumes the form:

$$\chi = \frac{1}{16W m_P} \frac{\sqrt{W^4 + (m_K^2 - m_\Lambda^2)^2 - 2W^2(m_K^2 + m_\Lambda^2)}}{2W} \frac{2m_P}{W^2 - m_P^2}. \quad (20)$$

The hybrid resonance amplitudes $M_\lambda^{\lambda_N \lambda_Y}$ described in Appendix B and reported in Tables 8 and 9 for spin $\frac{1}{2}$ and $\frac{3}{2}$ resonances, respectively, have been added to the $M_\lambda^{\lambda_N \lambda_Y}$ reaction amplitudes from Ref. [12] (*KY* model A) to form a set of total amplitudes:

$$M_\lambda^{\lambda_N \lambda_Y} = M_\lambda^{\lambda_N \lambda_Y} + M_\lambda^{\lambda_N \lambda_Y}. \quad (21)$$

The resulting calculated cross sections from Eq.(19) have been used as the *KY* Model B to study the sensitivity of the proposed experiment to the hybrid baryon electrocouplings.

B Appendix B - Hybrid Baryon Excitation Amplitudes

The excitation of a single hybrid resonance in the helicity representation $\langle \lambda_f | T_r | \lambda_\gamma \lambda_p \rangle$ may be expressed using a relativistic Breit-Wigner (BW) ansatz:

$$M_{\lambda_\gamma}^{\lambda_p \lambda_f} = \langle \lambda_f | T_r | \lambda_\gamma \lambda_p \rangle = \frac{\langle \lambda_f | T_{dec} | \lambda_R \rangle \langle \lambda_R | T_{em} | \lambda_\gamma \lambda_p \rangle}{M_r^2 - W^2 - i\Gamma_r M_r}, \quad (22)$$

where M_r and Γ_r are the resonance mass and total width, respectively; we have assumed both the total and partial decay widths are energy independent.

The matrix elements $\langle \lambda_R | T_{em} | \lambda_\gamma \lambda_p \rangle$ and $\langle \lambda_f | T_{dec} | \lambda_R \rangle$ are the electromagnetic production and hadronic decay amplitudes, respectively, of the N^* with helicity $\lambda_R = \lambda_\gamma - \lambda_p$, in which λ_γ and λ_p are the helicities of the photon and proton in the initial state, respectively, and λ_f is the helicity of final-state hadron in the N^* decay.

In the case of the *KY* final state, the hadronic decay amplitudes $\langle \lambda_f | T_{dec} | \lambda_R \rangle$ are related to the Γ_{λ_f} partial hadronic decay widths of the $N^* \rightarrow KY$ final states f of helicity $\lambda_f = \lambda_Y$ by:

$$\langle \lambda_f | T_{dec} | \lambda_R \rangle = \langle \lambda_f | T_{dec}^{J_r} | \lambda_R \rangle d_{\mu\nu}^{J_r}(\cos \theta_K^*) e^{i\mu\phi_K}, \quad (23)$$

with $\mu = \lambda_R$ and $\nu = -\lambda_Y$, and

$$\langle \lambda_f | T_{dec}^{J_r} | \lambda_R \rangle = \frac{2\sqrt{2\pi}\sqrt{2J_r+1}M_r\sqrt{\Gamma_{\lambda_f}}}{\sqrt{p_i^r}} \sqrt{\frac{p^r}{p}}. \quad (24)$$

Here p^r and p are the magnitudes of the three-momenta of the final state K for the $N^* \rightarrow KY$ decay evaluated at $W = M_r$ and at the running W , respectively. The variables θ_K^* , ϕ_K are the CM frame polar and azimuthal angles for the final kaon, and J_r is the N^* spin.

The final state Λ or Σ^0 baryons can only be in the helicity states $\lambda_f = \pm\frac{1}{2}$. The hadronic decay amplitudes $\langle \lambda_f | T_{dec}^{J_r} | \lambda_R \rangle$ with $\lambda_f = \pm\frac{1}{2}$ are related by P -invariance, which requires that the absolute values for both amplitudes are the same. Therefore, the hybrid state partial decay widths to the $K^+\Lambda$ and $K^+\Sigma^0$ final states Γ_{λ_f} can be estimated as:

$$\Gamma_{\lambda_f} = \frac{1}{2}\Gamma_r 0.03, \quad (25)$$

where the factor of 0.03 reflects the adopted 3% branching ratio for hybrid baryon decays to the *KY* final state (see Section 7.6).

The following relationships between the transition amplitudes $\langle \lambda_R | T_{em} | \lambda_\gamma \lambda_p \rangle$ and the $\gamma_v NN^*$ electrocouplings from Ref. [13] have been used:

$$\langle \lambda_R | T_{em} | \lambda_\gamma \lambda_p \rangle = \frac{W}{M_r} \sqrt{\frac{8M_N M_r q_{\gamma r}}{4\pi\alpha}} \sqrt{\frac{q_{\gamma r}}{q_\gamma}} A_{1/2,3/2}(Q^2), \quad (26)$$

with

$$|\lambda_\gamma - \lambda_p| = \frac{1}{2}, \frac{3}{2} \quad (27)$$

for transverse photons and

$$\langle \lambda_R | T_{em} | \lambda_\gamma \lambda_p \rangle = \frac{W}{M_r} \sqrt{\frac{16M_N M_r q_{\gamma r}}{4\pi\alpha}} \sqrt{\frac{q_{\gamma r}}{q_\gamma}} S_{1/2}(Q^2), \quad (28)$$

for longitudinal photons. Here q_γ is the absolute value of the initial photon three-momentum of virtuality $Q^2 > 0$ with $q_\gamma = \sqrt{Q^2 + E_\gamma^2}$ and E_γ the photon energy in the CM frame at the running W , with

$$E_\gamma = \frac{W^2 - Q^2 - M_N^2}{2W}. \quad (29)$$

The $q_{\gamma,r}$ value is then computed from Eq.(29) with $W = M_r$.

We have investigated the effect of adding contributions to the KY and $\pi^+\pi^-p$ reaction amplitudes from hybrid baryon states with spin-parities $J^P = \frac{1}{2}^+$ and $\frac{3}{2}^+$. Electroexcitation of the former state can be described by two electrocouplings $A_{1/2}$ and $S_{1/2}$, while the latter should be described by three electrocouplings, $A_{1/2}$, $S_{1/2}$, and $A_{3/2}$. Information on the expected Q^2 evolution of the aforementioned electrocouplings for hybrid states is, to the best of our knowledge, currently not available. Therefore we have varied the hybrid baryon electrocouplings to determine their minimal absolute values above which the signal from the hybrid baryon can be observed in the difference between the angular distributions with and without the hybrid baryon contributions. These studies have been done independently at fixed values of Q^2 , for different bins in the range proposed by this proposal. It may be noted that, in the very high Q^2 regime, the following relations for the hybrid baryon electrocouplings have been used in literature [23] to model the hybrid baryon signatures:

$$A_{1/2} = A, \quad S_{1/2} = AQ, \quad A_{3/2} = A/Q^2, \quad (30)$$

where $Q = \sqrt{Q^2}$ and A is a common term. However, in the low Q^2 regime, these relations are not valid and we have considered fixed independent values for all three electrocouplings.

Substituting Eq.(23) and Eq.(28) in Eq.(22), one obtains:

$$M_{\lambda_\gamma}^{\lambda_p \lambda_f} = \langle \lambda_f | T_r | \lambda_\gamma \lambda_p \rangle = \frac{\langle \lambda_f | T_{dec} | \lambda_\gamma \lambda_R \rangle \langle \lambda_R | T_{em} | \lambda_\gamma \lambda_p \rangle}{M_r^2 - W^2 - i\Gamma_r M_r} \quad (31)$$

$$= \frac{\langle \lambda_f | T_{dec}^{J_r} | \lambda_R \rangle}{M_r^2 - W^2 - i\Gamma_r M_r} d_{\mu\nu}^{J_r}(\cos \theta_K^*) e^{i\mu\phi_K^*} \frac{W}{M_r} \sqrt{\frac{cM_N M_r q_{\gamma r}}{4\pi\alpha}} \sqrt{\frac{q_{\gamma r}}{q_\gamma}}, \quad (32)$$

with $A_{1/2,3/2}(Q^2)$, $c = 8$ and $S_{1/2}(Q^2)$, $c = 16$. Substituting also Eq.(24), the following expression is obtained:

$$M_{\lambda_\gamma}^{\lambda_p \lambda_f} = \frac{2\sqrt{2\pi}\sqrt{2J_r+1}M_r\sqrt{\Gamma_{\lambda_f}}}{M_r^2 - W^2 - i\Gamma_r M_r} d_{\mu\nu}^{J_r}(\cos\theta_K^*) e^{i\mu\phi_K^*} \frac{W}{M_r\sqrt{p_i}} \sqrt{\frac{cM_N M_r q_{\gamma r}}{4\pi\alpha}} \sqrt{\frac{q_{\gamma r}}{q_\gamma}}, \quad (33)$$

with $A_{1/2,3/2}(Q^2)$, $c = 8$ and $S_{1/2}(Q^2)$, $c = 16$.

At this point it is possible to express $M_{\lambda_\gamma}^{\lambda_p \lambda_Y}$ in terms of a factor that doesn't depend on the λ_p , λ_Y , and λ_γ helicities:

$$F_{J_r} = \frac{2\sqrt{2\pi}\sqrt{2J_r+1}M_r\sqrt{\Gamma_{\lambda_f}}}{M_r^2 - W^2 - i\Gamma_r M_r} \frac{W}{M_r\sqrt{p_i}} \sqrt{\frac{cM_N M_r q_{\gamma r}}{4\pi\alpha}} \sqrt{\frac{q_{\gamma r}}{q_\gamma}}, \quad (34)$$

with $A_{1/2}(Q^2) = A$, $c = 8$ and $S_{1/2}(Q^2) = AQ$, $c = 16$, which is multiplied by the terms that introduce the angular dependence upon the K angles in the CM frame:

$$M_{\lambda_\gamma}^{\lambda_p \lambda_f} = \langle \lambda_f | T_r | \lambda_\gamma \lambda_p \rangle = F_{J_r} d_{\mu\nu}^{J_r}(\cos\theta_K^*) e^{i\mu\phi_K^*}, \quad (35)$$

with $\mu = \lambda_R$ and $\nu = -\lambda_Y$. In the formalism used by the Ghent RPR-2011 model [12], the expressions F_{J_r} must be multiplied by a factor $\sqrt{4\pi\alpha}$. The $d_{\mu\nu}^{J_r}(\cos\theta_K^*)$ coefficients are the Wigner rotation matrix elements, for which the relationship $d_{m',m}^J = (-1)^{m-m'} d_{m,m'}^J = d_{-m,-m'}^J$ is valid. The final expressions for the hybrid baryon excitation amplitudes $M_{\lambda_\gamma}^{\lambda_p \lambda_f}$, are given in Table 8 and Table 9, for $J = \frac{1}{2}$ and $J = \frac{3}{2}$, respectively. No explicit dependence on the ϕ_K^* angle is introduced.

λ_γ	$\lambda_p = 1/2$ $\lambda_Y = 1/2$	$\lambda_p = 1/2$ $\lambda_Y = -1/2$	$\lambda_p = -1/2$ $\lambda_Y = 1/2$	$\lambda_p = -1/2$ $\lambda_Y = -1/2$
1	$F_{1/2}A_{1/2}(-\sin\theta_K^*/2)$	$F_{1/2}A_{1/2}(\cos\theta_K^*/2)$	0	0
0	$F_{1/2}S_{1/2}(\cos\theta_K^*/2)$	$F_{1/2}S_{1/2}(\sin\theta_K^*/2)$	$F_{1/2}S_{1/2}(-\sin\theta_K^*/2)$	$F_{1/2}S_{1/2}(\cos\theta_K^*/2)$
-1	0	0	$F_{1/2}A_{1/2}(\cos\theta_K^*/2)$	$F_{1/2}A_{1/2}(\sin\theta_K^*/2)$

Table 8: Expressions for $M_{\lambda_\gamma}^{\lambda_p \lambda_Y}$ for $J^P = \frac{1}{2}^+$ for all possible values of λ_p , λ_Y , and λ_γ . The Wigner rotation matrix elements have been inserted.

C Appendix C - KY and $\pi^+\pi^-p$ Amplitudes

The full amplitudes of the KY and $\pi^+\pi^-p$ exclusive channels $\langle \lambda_f | T^B | \lambda_\gamma \lambda_p \rangle$ in Model B were evaluated as:

λ_γ	$\lambda_p = 1/2$ $\lambda_Y = 1/2$	$\lambda_p = 1/2$ $\lambda_Y = -1/2$	$\lambda_p = -1/2$ $\lambda_Y = 1/2$	$\lambda_p = -1/2$ $\lambda_Y = -1/2$
1	$F_{3/2}A_{1/2}d_{1/2}^{3/2}{}_{-1/2}$	$F_{3/2}A_{1/2}d_{1/2}^{3/2}{}_{1/2}$	$F_{3/2}A_{3/2}d_{3/2}^{3/2}{}_{-1/2}$	$F_{3/2}A_{3/2}d_{3/2}^{3/2}{}_{1/2}$
0	$F_{3/2}S_{1/2}d_{-1/2}^{3/2}{}_{-1/2}$	$F_{3/2}S_{1/2}d_{-1/2}^{3/2}{}_{1/2}$	$F_{3/2}S_{1/2}d_{1/2}^{3/2}{}_{-1/2}$	$F_{3/2}S_{1/2}d_{1/2}^{3/2}{}_{1/2}$
-1	$F_{3/2}A_{3/2}d_{-3/2}^{3/2}{}_{-1/2}$	$F_{3/2}A_{3/2}d_{-3/2}^{3/2}{}_{1/2}$	$F_{3/2}A_{1/2}d_{-1/2}^{3/2}{}_{-1/2}$	$F_{3/2}A_{1/2}d_{-1/2}^{3/2}{}_{1/2}$

Table 9: Values of $M_{\lambda_\gamma}^{\lambda_p\lambda_Y}$ for $J^P = \frac{3}{2}^+$ for all the possible values of λ_p , λ_Y , and λ_γ . Note that now the terms with $\mu = 3/2$ are non-zero.

$$\langle \lambda_f | T^B | \lambda_\gamma \lambda_p \rangle = \langle \lambda_f | T^A | \lambda_\gamma \lambda_p \rangle + F_{conv} \langle \lambda_f | T^r | \lambda_\gamma \lambda_p \rangle, \quad (36)$$

where the $\langle \lambda_f | T^A | \lambda_\gamma \lambda_p \rangle$ matrix element represents the full Model A amplitudes without a hybrid contribution, while the hybrid contribution was described by the resonant amplitude $\langle \lambda_f | T^r | \lambda_\gamma \lambda_p \rangle$. The amplitudes were computed in the helicity representation with the helicities of the initial virtual photon and proton λ_γ and λ_p , and the final state helicity λ_f determined in the CM frame, as well as the four momenta of the final hadrons and the initial virtual photon and proton.

The relations between the model amplitudes and the cross sections for the KY and $\pi^+\pi^-p$ channels can be found in Refs. [12, 61] and Ref. [11], respectively. However, the resonant amplitudes described below for the hybrid contributions were obtained in the conventions of the JM model that relate the $\pi^+\pi^-p$ amplitudes to the cross sections. Therefore in the case of the KY cross section evaluation within the RPR model, the $\langle \lambda_f | T^r | \lambda_\gamma \lambda_p \rangle$ resonant contributions from the hybrid should be converted to the convention of the RPR model that relates the RPR model amplitudes to the cross sections. This was achieved by employing the conversion factor F_{conv} in Eq.(36). The F_{conv} conversion factor from the JM model to the RPR model was evaluated by making an identity between the cross sections computed in both models:

$$F_{conv} = \sqrt{4\pi\alpha}, \quad (37)$$

where $\alpha = \frac{1}{137}$. This factor is employed in the computations of the KY differential cross sections within the RPR model, while in the computation of the $\pi^+\pi^-p$ differential cross sections within the framework of the JM model, the factor F_{conv} is equal to unity.

The contributions from the hybrid baryon were parameterized employing the unitarized Breit-Wigner ansatz developed in Ref. [13]. For simplicity here we restrict ourselves to consideration of the Breit-Wigner ansatz for the KY final states treating the final hadrons as stable particles. The description of the Breit-Wigner ansatz used in the simulation of the $\pi^+\pi^-p$ channel accounting for the formation and decays of unstable $\pi\Delta$ and ρp intermediate

states can be found in Ref. [13]. As discussed in Ref. [13], for just one contributing resonance, the unitarized Breit-Wigner ansatz can be simplified as:

$$\langle \lambda_f | T^r | \lambda_\gamma \lambda_p \rangle = \frac{\langle \lambda_f | T_{dec} | \lambda_R \rangle \langle \lambda_R | T_{em} | \lambda_\gamma \lambda_p \rangle}{M_r^2 - W^2 - i\Gamma_r M_r}. \quad (38)$$

The resonant amplitude represents the product of the $\langle \lambda_R | T_{em} | \lambda_\gamma \lambda_p \rangle$ and $\langle \lambda_f | T_{dec} | \lambda_R \rangle$ photoexcitation and hadronic decay amplitudes, respectively, and the Breit-Wigner propagator for the s -channel hybrid resonance of mass M_r and total decay width Γ_r . The hybrid electroexcitation amplitude is fully determined by the four-momenta of the initial photon and proton in the CM frame and their helicities. With the quantization axis Oz directed along the four-momentum of the initial photon, the hybrid spin projection to the Oz axis λ_R , is determined by angular momentum conservation, $\lambda_R = \lambda_\gamma - \lambda_p$. The photoexcitation $\langle \lambda_R | T_{em} | \lambda_\gamma \lambda_p \rangle$ and hadronic decay $\langle \lambda_f | T_{dec} | \lambda_R \rangle$ amplitudes are related to the two resonance photocouplings $A_{1/2}$ and $A_{3/2}$, and the partial hadronic decay widths to the KY final state Γ_{λ_f} of helicity λ_f , where $\lambda_f = -\lambda_Y$.

In order to relate the hybrid hadronic decay amplitude $\langle \lambda_f | T_{dec} | \lambda_R \rangle$ to the partial hadronic decay widths to the KY final state Γ_{λ_f} of helicity λ_f , we can rotate the quantization axis adopted for the initial-state $|\lambda_R\rangle$ wave function and re-evaluate the matrix element $\langle \lambda_f | T_{dec} | \lambda_R \rangle$ in the frame with the quantization axis Oz' for the final KY state. The matrix element $\langle \lambda_f | T_{dec} | \lambda_R \rangle$ after rotation becomes:

$$\langle \lambda_f | T_{dec} | \lambda_R \rangle = \sum_{\nu'} \langle \lambda_f | T_{dec} | J_r \nu' \rangle d_{\lambda_R \nu'}^{J_r}(\cos \theta_K^*) e^{i\mu\phi_K}. \quad (39)$$

The superposition of the states $|J_r \nu'\rangle$ in Eq.(39) with spin J_r and its projection onto the final-state quantization axis ν' , is the transformed wave function of the initial-state $|\lambda_R\rangle$ after the aforementioned rotation of the initial-state quantization axis Oz . Lorentz invariance of the resonance hadronic decay amplitudes requires that the operator T_{dec} should be an $SU(2) \otimes O(3)$ - spin \otimes orbital momentum scalar. Only the term with $\nu' = \lambda_f$ in Eq.(39) remains non-zero in the sum of Eq.(39), as a consequence of the Wigner-Eckart theorem applied to the matrix elements $\langle \lambda_f | T_{dec} | J_r \nu' \rangle$ with the scalar T_{dec} operator. The $\langle \lambda_f | T_{dec}^{J_r} | \lambda_f \rangle$ matrix elements in Eq.(39) are determined by the final-state helicity λ_f only, and are independent of the resonance helicities λ_R . Assuming real values for the matrix element $\langle \lambda_f | T_{dec} | \lambda_f \rangle$, we can relate it to the Γ_{λ_f} partial hadronic decay width Γ_{λ_f} of the hybrid state to the final KY state of helicity λ_f . We employ general relations of quantum theory between the resonance decay amplitude $\langle \lambda_f | T_{dec} | \lambda_R \rangle$ of Eq.(39), the two-body state phase space of the resonance decay products $d\Phi_{2b}$ in the conventions of the JM model [13], and the Γ_{λ_f} decay width:

$$\Gamma_{\lambda_f} = \frac{1}{2M_r} \frac{1}{2J_r + 1} \sum_{\lambda_R} \int |\langle \lambda_f | T_{dec} | \lambda_R \rangle|^2 d\Phi_{2b}, \quad (40)$$

with the final-state two-body phase space $d\Phi_{2b}$:

$$d\Phi_{2b} = \frac{1}{4\pi^2} \frac{p_f}{4M_r} \sin \theta d\theta d\phi. \quad (41)$$

Inserting Eqs.(39) and (41) into Eq.(40), and accounting for the d -function normalization,

$$\int d_{\mu\nu}^J(\cos\theta) \cdot d_{\mu\nu}^J(\cos\theta) \sin\theta d\theta = \frac{2}{2J+1}, \quad (42)$$

we obtain for the $\langle\lambda_f|T_{dec}|\lambda_f\rangle$ amplitudes:

$$\langle\lambda_f|T_{dec}|\lambda_f\rangle = \frac{2\sqrt{2\pi}\sqrt{2J_r+1}M_r\sqrt{\Gamma_{\lambda_f}}}{\sqrt{p_f^r}}. \quad (43)$$

The amplitudes $\langle\lambda_f|T_{dec}|\lambda_f\rangle$ are evaluated at the resonant point $W = M_r$. However, in calculations of the resonant cross sections for $W \neq M_r$, the two-body phase space becomes different than that at the resonant point. The factor $\sqrt{\frac{p_f^r}{p_f}}$, where p_f^r and p_f represent the magnitudes of the three momentum of the K^+ in the CM frame at the resonant point and the current W , respectively, is needed to account for this difference and to evaluate the resonant cross sections and amplitudes for W values away from the resonant point, resulting in the following equation for the hybrid hadronic decay amplitude $\langle\lambda_f|T_{dec}|\lambda_f\rangle$:

$$\langle\lambda_f|T_{dec}|\lambda_f\rangle = \frac{2\sqrt{2\pi}\sqrt{2J_r+1}M_r\sqrt{\Gamma_{\lambda_f}}}{\sqrt{p_f^r}} \sqrt{\frac{p_f^r}{p_f}}. \quad (44)$$

The helicity matrix elements of T_{em} are given in terms of two independent photocouplings, $A_{1/2}$ and $A_{3/2}$, which are related to the matrix elements with net helicity $\lambda_R = \lambda_\gamma - \lambda_p = 1/2, 3/2$, respectively. The other two helicity states are related by parity. These photocouplings are unambiguously defined through their relation to the N^* electromagnetic decay width Γ_γ :

$$\Gamma_\gamma = \frac{E_{\gamma,r}^2}{\pi} \frac{2M_N}{(2J_r+1)M_r} \left[|A_{1/2}|^2 + |A_{3/2}|^2 \right], \quad (45)$$

where $q_{\gamma,r}$ is the three-momentum modulus of the photon at $W = M_r$ in the CM frame.

The transition amplitudes $\langle\lambda_R|T_{em}|\lambda_\gamma\lambda_p\rangle$ are related to the $A_{1/2}$ and $A_{3/2}$ photocouplings by imposing the requirement that the BW parametrization [86] of the resonant cross section for a single contributing resonance should be reproduced:

$$\sigma(W) = \frac{\pi}{E_\gamma^2} (2J_r+1) \frac{M_r^2 \Gamma_i(W) \Gamma_\gamma}{(M_r^2 - W^2)^2 - M_r^2 \Gamma_r^2}. \quad (46)$$

In this way we obtain the following relationship between the $\langle\lambda_R|T_{em}|\lambda_\gamma\lambda_p\rangle$ transition amplitudes and the $\gamma_v NN^*$ electrocouplings:

$$\langle\lambda_R|T_{em}|\lambda_\gamma\lambda_p\rangle = \frac{W}{M_r} \sqrt{\frac{8M_N M_r q_{\gamma,r}}{4\pi\alpha}} \sqrt{\frac{q_{\gamma,r}}{q_\gamma}} A_{1/2,3/2}. \quad (47)$$

The factor $4\pi\alpha$ in Eq.(47) reflects the particular relationship between the JM model amplitudes and cross sections, when the absolute value of the electron charge is factorized out of the production amplitudes.

References

- [1] K.A. Olive *et al.* [Particle Data Group Collaboration], *Chin. Phys. C* **38**, 090001 (2014)
- [2] I.G. Aznauryan *et al.* [CLAS Collaboration], *Phys. Rev. C* **78**, 045209 (2008).
- [3] T. Barnes and F.E. Close, *Phys. Lett. B* **123**, 89 (1983); E. Golowich, E. Haqq, and G. Karl, *Phys. Rev. D* **28**, 160 (1983); C.E. Carlson and T.H. Hansson, *Phys. Lett. B* **128**, 95 (1983); I. Duck and E. Umland, *Phys. Lett. B* **128** (1983) 221.
- [4] I.G. Aznauryan and V.D. Burkert, *Prog. Part. Nucl. Phys.* **67**, 1 (2012).
- [5] I.G. Aznauryan *et al.* [CLAS Collaboration], *Phys. Rev. C* **80**, 055203 (2009).
- [6] J.J. Dudek and R.G. Edwards, *Phys. Rev. D* **85**, 054016 (2012).
- [7] I.G. Aznauryan *et al.*, *Int. J. Mod. Phys. E* **22**, 1330015 (2013).
- [8] V.I. Mokeev and I.G. Aznauryan, *Int. J. Mod. Phys. Conf. Ser.* **26**, 1460080 (2014).
- [9] V.I. Mokeev, Presentation at the ECT* Workshop, *Nucleon Resonances: From Photoproduction to High Photon Virtualities*, (2015), http://boson.physics.sc.edu/gothe/ect*-15program.html
- [10] V.I. Mokeev *et al.*, *Phys. Rev. C* **93**, 025206 (2016).
- [11] V.I. Mokeev *et al.*, *Phys. Rev. C* **80**, 045212 (2009).
- [12] L. De Cruz, J. Ryckebusch, T. Vrancx and P. Vancraeyveld, *Phys. Rev. C* **86**, 015212 (2012).
- [13] V.I. Mokeev *et al.* [CLAS Collaboration], *Phys. Rev. C* **86**, 035203 (2012)
- [14] A. Anisovich *et al.*, *Eur. Phys. J. A* **48**, 15 (2012).
- [15] D. Ronchen *et al.*, *Eur. Phys. J. A* **50**, 101 (2014).
- [16] A.P. Szczepaniak and M.R. Pennington, *Phys. Lett. B* **737**, 283 (2014).
- [17] See <http://pdg.lbl.gov/2015/reviews/rpp2015-rev-n-delta-resonances.pdf>
- [18] JLab Experiment E12-09-003, spokespersons: V.D. Burkert, P. Cole, R. Gothe, K. Joo, V. Mokeev, P. Stoler
- [19] JLab Experiment E12-06-108A, spokespersons: D.S. Carman, R. Gothe, V. Mokeev
- [20] S. Capstick and P.R. Page, *Phys. Rev. C* **66**, 065204 (2002); *Phys. Rev. D* **60**, 111501 (1999).
- [21] P.R. Page, *Int. J. Mod. Phys. A* **20**, 1791 (2005).
- [22] C.K. Chow, D. Pirjol and T.M. Yan, *Phys. Rev. D* **59**, 056002 (1999).

- [23] C.E. Carlson and N.C. Mukhopadhyay, Phys. Rev. Lett. **67**, 3745 (1991).
- [24] T.T. Takahashi and H. Suganuma, Phys. Rev. Lett. **90**, 182001 (2003).
- [25] E. Kou, Phys. Rev. D **63**, 054027 (2001).
- [26] I. Duck and E. Umland, Phys. Lett. B **128**, 221 (1983).
- [27] I.V. Anikin, V. M. Braun, and N. Offen, Phys. Rev. D **92**, 074044 (2015).
- [28] J. Segovia, B. El-Bennich, E. Rojas *et al.*, Phys. Rev. Lett. **115**, 015203 (2015).
- [29] V.I. Mokeev *et al.*, Phys. Rev. C **93**, 054016 (2016).
- [30] Z.P. Li, Phys. Rev. D **44**, 2841 (1991).
- [31] Z.P. Li, V. Burkert and Z.J. Li, Phys. Rev. D **46**, 70 (1992).
- [32] I.G. Aznauryan, Phys. Rev. C **76**, 025212 (2007).
- [33] S. Capstick and B.D. Keister, Phys. Rev. D **51**, 3598 (1995).
- [34] S.J. Brodsky and G.R. Farrar, Phys. Rev. Lett. **31**, 1153 (1973); Phys. Rev. D **11**, 1309 (1975); V.A. Matveev, R.M. Muradyan, and A.V. Tavkhelidze, Lett. Nuovo Cimento **7**, 719 (1978).
- [35] V.I. Mokeev *et al.*, Eur. Phys. J. Web Conf. **113**, 01013 (2016).
- [36] M. Ripani *et al.*, Nucl. Phys. A **672**, 220 (2000).
- [37] M. Dugger *et al.* [CLAS Collaboration], Phys. Rev. C **79**, 065206 (2009).
- [38] A.V. Anisovich *et al.*, Eur. Phys. J. A **48**, 15 (2012).
- [39] A.V. Anisovich *et al.*, Eur. Phys. J. A **48**, 88 (2012).
- [40] A.V. Anisovich *et al.*, Eur. Phys. J. A **49**, 158 (2013).
- [41] J.W.C. McNabb *et al.* [CLAS Collaboration], Phys. Rev. C **69**, 042201 (2004).
- [42] R. Bradford *et al.* [CLAS Collaboration], Phys. Rev. C **73**, 035202 (2006).
- [43] R. Bradford *et al.* [CLAS Collaboration], Phys. Rev. C **75**, 035205 (2007).
- [44] M.E. McCracken *et al.* [CLAS Collaboration], Phys. Rev. C **81**, 025201 (2010).
- [45] K.H. Glander *et al.* [SAPHIR Collaboration], Eur. Phys. J. A **19**, 251 (2004).
- [46] T.C. Jude *et al.* [Crystal Ball Collaboration], Phys. Lett. B **735**, 035205 (2014).
- [47] A. Lleres *et al.* [GRAAL Collaboration], Eur. Phys. J. A **31**, 79 (2007).
- [48] A. Lleres *et al.* [GRAAL Collaboration], Eur. Phys. J. A **39**, 149 (2009).

- [49] M. Ablikim *et al.* [BESIII Collaboration], Phys. Rev. Lett. **110**, 022001 (2013).
- [50] M. Ripani *et al.* [CLAS Collaboration], Phys. Rev. Lett. **91**, 022002 (2003)
- [51] K. Park *et al.* [CLAS Collaboration], Phys. Rev. C **91**, 045203 (2015).
- [52] E. Golovach *et al.*, $\gamma p \rightarrow p\pi^+\pi^-$ cross sections from g11a experiment, CLAS Analysis Note (in preparation), (2016).
- [53] C.D. Roberts, J. Phys. Conf. Ser. **630**, 012051 (2015).
- [54] C.D. Roberts and J. Segovia, arXiv:1603.02722 [nucl-th].
- [55] A. Sarantsev, Presentation at the ECT* Workshop, *Nucleon Resonances: From Photoproduction to High Photon Virtualities*, (2015),
http://boson.physics.sc.edu/gothe/ect*-15program.html
- [56] H. Kamano, T-S. H. Lee, AIP Conf. Proc. **1432**, 74 (2012).
- [57] H. Kamano, S. X. Nakamura, T-S. H. Lee, T. Sato, Phys. Rev. C **88**, 035209 (2013).
- [58] N. Suzuki, T. Sato, and T-S. H. Lee, Phys. Rev. C **82**, 045206 (2010).
- [59] G.V. Fedotov *et al.* [CLAS Collaboration], Phys. Rev. C **79**, 015204 (2009)
- [60] Jefferson Laboratory Joint Physics Analysis Center, <https://jpac.jlab.org/>.
- [61] T. Corthals, D.G. Ireland, T. Van Cauteren and J. Ryckebusch, Phys. Rev. C **75**, 045204 (2007).
- [62] D.S. Carman *et al.* [CLAS Collaboration], Phys. Rev. Lett. **90**, 131804 (2003).
- [63] D.S. Carman *et al.* [CLAS Collaboration], Phys. Rev. C **79**, 065205 (2009).
- [64] M. Gabrielyan *et al.* [CLAS Collaboration], Phys. Rev. C **90**, 035202 (2014).
- [65] P. Ambrozewicz *et al.* [CLAS Collaboration], Phys. Rev. C **75**, 045203 (2007).
- [66] R. Nasseripour *et al.* [CLAS Collaboration], Phys. Rev. C **77**, 065208 (2008).
- [67] D.S. Carman *et al.* [CLAS Collaboration], Phys. Rev. C **87**, 025204 (2013).
- [68] B.A. Raue and D.S. Carman, Phys. Rev. C **71**, 065209 (2005).
- [69] J. Nys, Presentation at the ECT* Workshop, *Nucleon Resonances: From Photoproduction to High Photon Virtualities*, (2015),
http://boson.physics.sc.edu/gothe/ect*-15program.html
- [70] For details see: <https://www.jlab.org/Hall-B/clas12-web/>
- [71] GEMC Documentation,
see <https://gemc.jlab.org/gemc/Documentation/Documentation.html>

- [72] CLAS12 Software Development,
see <http://clasweb.jlab.org/clas12offline/docs/software/html/>
- [73] V.I. Mokeev *et al.*, in “Proc. of the Workshop on the Physics of Excited Nucleon. NSTAR2005”, ed. by S. Capstick, V. Crede, and P. Eugenio, World Scientific Publishing Co., p. 47.
- [74] I.G. Aznauryan, V.D. Burkert, G.V. Fedotov, B.S. Ishkhanov, and V.I. Mokeev, *Phys. Rev. C* **72**, 045201 (2005).
- [75] C. Wu *et al.*, *Eur. Phys. J. A* **23**, 317 (2005).
- [76] [Aachen-Berlin-Bonn-Hamburg-Heidelberg-Munich Collaboration], *Phys. Rev.* **175**, 1669 (1968).
- [77] L.W. Mo and Y.S. Tsai, *Mod. Phys.* **41**, 205 (1969).
- [78] A. Afanasev, I. Akushevich, V. Burkert, and K. Joo, *Phys. Rev. D* **66**, 074004 (2002).
- [79] JLab Workshop on *Precision Radiative Corrections for Next Generation Experiments*, May 16-19, 2016, <https://www.jlab.org/conferences/radiatve2016/>
- [80] T. Vrancx, J. Ryckebusch, and J. Nys, *Phys. Rev. C* **89**, 065202 (2014)
- [81] StrangeCalc website: <http://rprmodel.ugent.be/calc/>
- [82] A.V. Anisovich *et al.*, *Phys. Lett. B* **711**, 162 (2012).
- [83] A.V. Anisovich *et al.*, *Eur. Phys. J. A* **50**, 129 (2014).
- [84] CERN *MINUIT* program,
<http://seal.web.cern.ch/seal/snapshot/work-packages/mathlibs/minuit/>
- [85] M.E. McCracken *et al.* [CLAS Collaboration], *Phys. Rev. C* **81**, 025201 (2010).
- [86] D. Luke and P. Soding, “Multiple Pion Photoproduction in the *s*-Channel Resonance Region”, *Springer Tracts in Modern Physics* **59**, (1971).